

Datasheet for ABIN7273920

SARS-CoV-2 Spike S1 Protein (BA.4 - Omicron, BA.5 - Omicron) (His tag)



[Go to Product page](#)

3 Images

Overview

Quantity:	100 µg
Target:	SARS-CoV-2 Spike S1
Protein Characteristics:	BA.4 - Omicron, BA.5 - Omicron
Origin:	SARS Coronavirus-2 (SARS-CoV-2)
Source:	HEK-293 Cells
Protein Type:	Recombinant
Purification tag / Conjugate:	This SARS-CoV-2 Spike S1 protein is labelled with His tag.

Product Details

Purpose:	SARS-CoV-2 Spike S1 (Omicron BA.4/BA.5/BA.5.2) Protein
Sequence:	Gln14-Arg683 (T19I, L24S, PPA25-27del, HV69-70del, G142D, V213G, G339D, S371F, S373P, S375F, T376A, D405N, R408S, K417N, N440K, L452R, S477N, T478K, E484A, F486V, Q498R, N501Y, Y505H, D614G, H655Y, N679K, P681H)
Characteristics:	Recombinant SARS-CoV-2 Spike S1 (Omicron BA.4/BA.5/BA.5.2) Protein is expressed from HEK293 with His tag at the C-Terminus. It contains Gln14-Arg683(T19I, L24S, PPA25-27del, HV69-70del, G142D, V213G, G339D, S371F, S373P, S375F, T376A, D405N, R408S, K417N, N440K, L452R, S477N, T478K, E484A, F486V, Q498R, N501Y, Y505H, D614G, H655Y, N679K, P681H).
Purity:	> 95 % as determined by Tris-Bis PAGE, > 95 % as determined by HPLC
Sterility:	0.22 µm filtered
Endotoxin Level:	Less than 1EU per µg by the LAL method.

Product Details

Biological Activity Comment: Immobilized SARS-CoV-2 Spike S1 (Omicron BA.4/BA.5/BA.5.2) , His Tag at 2µg/ml (100µl/Well) on the plate. Dose response curve for Human ACE2, hFc Tag with the EC50 of 85.6ng/ml determined by ELISA. See testing image for detail.

Target Details

Target: SARS-CoV-2 Spike S1

Abstract: [SARS-CoV-2 Spike S1 Products](#)

Target Type: Viral Protein

Background: The spike protein (S) of coronavirus (CoV) attaches the virus to its cellular receptor, angiotensin-converting enzyme 2 (ACE2). A defined receptor-binding domain (RBD) on S mediates this interaction. The S protein plays key parts in the induction of neutralizing-antibody and T-cell responses, as well as protective immunity.

Molecular Weight: 75.76 kDa. Due to glycosylation, the protein migrates to 100-120 kDa based on Tris-Bis PAGE result.

Application Details

Restrictions: For Research Use only

Handling

Format: Lyophilized

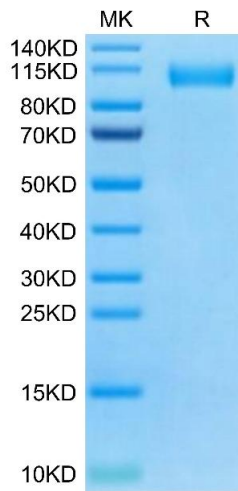
Reconstitution: Centrifuge the tube before opening. Reconstituting to a concentration more than 100 µg/mL is recommended. Dissolve the lyophilized protein in distilled water.

Buffer: Lyophilized from 0.22µm filtered solution in PBS (pH 7.4). Normally 8 % trehalose is added as protectant before lyophilization.

Storage: -20 °C,-80 °C

Storage Comment: -20 to -80°C for 12 months as supplied from date of receipt.,-80°C for 3-6 months after reconstitution.,2-8°C for 2-7 days after reconstitution.,Recommend to aliquot the protein into smaller quantities for optimal storage. Please minimize freeze-thaw cycles.

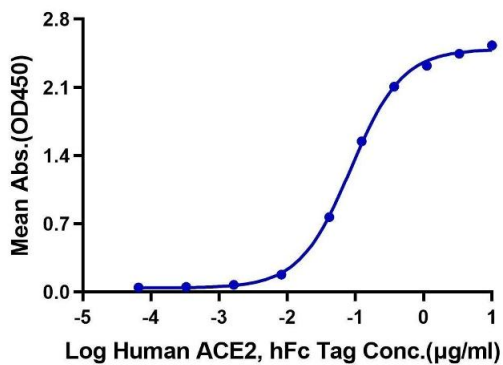
Expiry Date: 12 months



SDS-PAGE

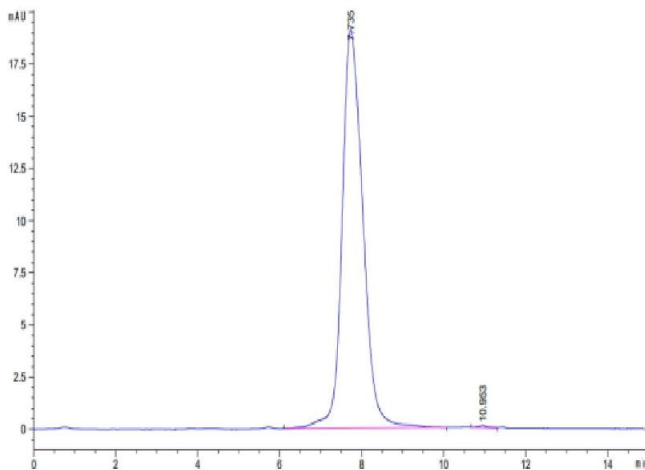
Image 1. SARS-CoV-2 Spike S1 (Omicron BA.4/BA.5/BA.5.2) on Tris-Bis PAGE under reduced condition. The purity is greater than 95 % .

SARS-CoV-2 Spike S1 (Omicron BA.4/BA.5), His Tag ELISA
0.2µg SARS-CoV-2 Spike S1 (Omicron BA.4/BA.5), His Tag Per Well



ELISA

Image 2. Immobilized SARS-CoV-2 Spike S1 (Omicron BA.4/BA.5/BA.5.2) , His Tag at 2 µg/mL (100 µL/Well) on the plate. Dose response curve for Human ACE2, hFc Tag with the EC50 of 85.6 ng/mL determined by ELISA.



Size-exclusion chromatography-High Pressure Liquid Chromatography

Image 3. The purity of SARS-CoV-2 Spike S1 (Omicron BA.4/BA.5/BA.5.2) is greater than 95 % as determined by SEC-HPLC.