

Datasheet for ABIN7273963

B7-H6 Protein (AA 25-262) (Fc Tag)**4** Images[Go to Product page](#)

Overview

Quantity:	100 µg
Target:	B7-H6 (NCR3LG1)
Protein Characteristics:	AA 25-262
Origin:	Human
Source:	HEK-293 Cells
Protein Type:	Recombinant
Purification tag / Conjugate:	This B7-H6 protein is labelled with Fc Tag.

Product Details

Purpose:	Human B7-H6/NCR3LG1 Protein
Sequence:	Asp25-Ser262
Characteristics:	Recombinant Human B7-H6/NCR3LG1 Protein is expressed from HEK293 with hFc tag at the C-Terminus. It contains Asp25-Ser262.
Purity:	> 95 % as determined by Tris-Bis PAGE, > 95 % as determined by HPLC
Sterility:	0.22 µm filtered
Endotoxin Level:	Less than 1EU per µg by the LAL method.
Biological Activity Comment:	The affinity constant of 0.292 µM as determined in SPR assay (Biacore T200). See testing image for detail.

Target Details

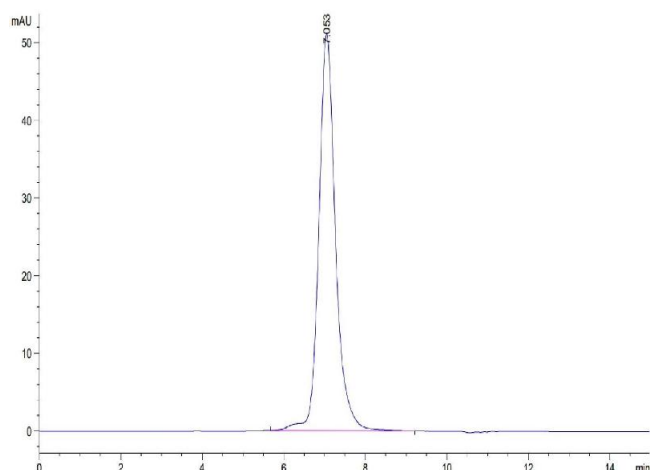
Target:	B7-H6 (NCR3LG1)
Alternative Name:	B7-H6 (NCR3LG1 Products)
Background:	B7-H6 is a glycosylated member of the B7 family of immune co-stimulatory proteins. which is a ligand for the NK cell activating receptor NKp30, was targeted to create a CAR that targets multiple tumor types. B7H6 is expressed on various primary human tumors, including leukemia, lymphoma and gastrointestinal stromal tumors, but it is not constitutively expressed on normal tissues.
Molecular Weight:	53.4 kDa. Due to glycosylation, the protein migrates to 70-80 kDa based on Tris-Bis PAGE result.

Application Details

Restrictions:	For Research Use only
---------------	-----------------------

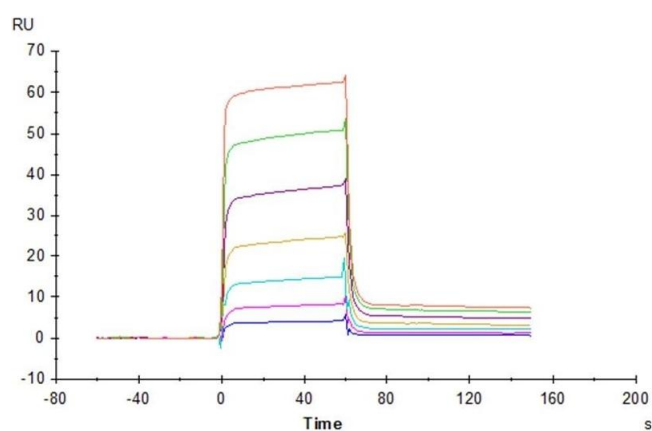
Handling

Format:	Lyophilized
Reconstitution:	Centrifuge the tube before opening. Reconstituting to a concentration more than 100 µg/mL is recommended. Dissolve the lyophilized protein in distilled water.
Buffer:	Lyophilized from 0.22µm filtered solution in PBS (pH 7.4). Normally 8 % trehalose is added as protectant before lyophilization.
Storage:	-20 °C,-80 °C
Storage Comment:	-20 to -80°C for 12 months as supplied from date of receipt., -80°C for 3-6 months after reconstitution., 2-8°C for 2-7 days after reconstitution., Recommend to aliquot the protein into smaller quantities for optimal storage. Please minimize freeze-thaw cycles.
Expiry Date:	12 months



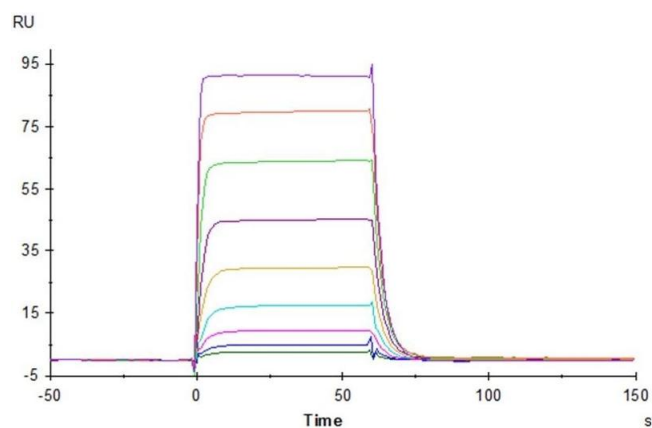
Size-exclusion chromatography-High Pressure Liquid Chromatography

Image 1. The purity of Human B7-H6 is greater than 95 % as determined by SEC-HPLC.



Surface Plasmon Resonance

Image 2. Human B7-H6, hFc Tag captured on CM5 Chip via Protein A can bind Human NKp30, His Tag with an affinity constant of 0.292 μM as determined in SPR assay (Biacore T200).



Surface Plasmon Resonance

Image 3. Human B7-H6, hFc Tag captured on CM5 Chip via Protein A can bind Biotinylated Human NKp30, His-Avi Tag with an affinity constant of 0.330 μM as determined in SPR assay (Biacore T200).

Please check the [product details page](#) for more images. Overall 4 images are available for ABIN7273963.