

Datasheet for ABIN7274029

CEACAM6 Protein (His-Avi Tag)**3** Images[Go to Product page](#)

Overview

Quantity:	100 µg
Target:	CEACAM6
Origin:	Human
Source:	HEK-293 Cells
Protein Type:	Recombinant
Purification tag / Conjugate:	This CEACAM6 protein is labelled with His-Avi Tag.

Product Details

Sequence:	Lys35-Gly320
Purity:	> 95% as determined by Tris-Bis PAGE, > 95% as determined by HPLC
Sterility:	0.22 µm filtered
Endotoxin Level:	Less than 1EU per µg by the LAL method.
Biological Activity Comment:	The affinity constant of 4.59 µM as determined in SPR assay (Biacore T200). See testing image for detail.

Target Details

Target:	CEACAM6
Alternative Name:	CEACAM-6 (CEACAM6 Products)
Background:	CEACAM6, CD66c, CEAL, NCA, CEA, Carcinoembryonic antigen-related cell adhesion molecule 6 (CEACAM6) belongs to the human carcino-embryonic antigen (CEA) family. Numerous lines of studies have indicated that altered expression of CEACAM6 may have a role in carcinogenesis

Target Details

	and development.
Molecular Weight:	34.1 kDa. Due to glycosylation, the protein migrates to 55-75 kDa based on Tris-Bis PAGE result.
UniProt:	P40199

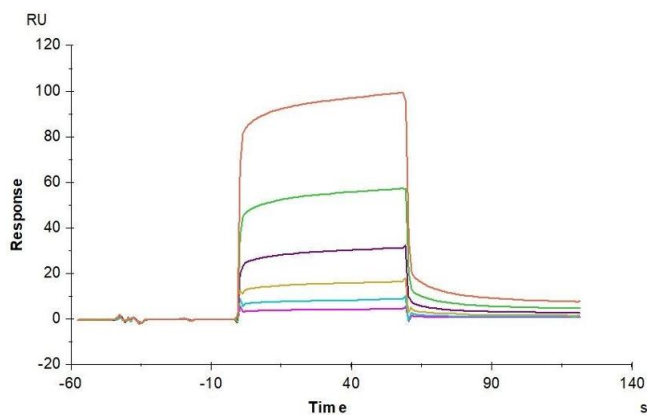
Application Details

Restrictions:	For Research Use only
---------------	-----------------------

Handling

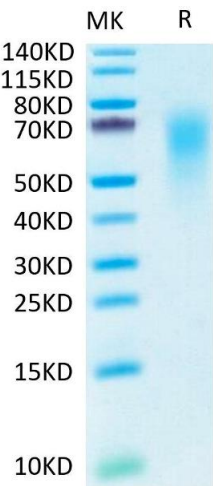
Format:	Lyophilized
Reconstitution:	Centrifuge tubes before opening. Reconstituting to a concentration more than 100 µg/mL is recommended (usually we use 1 mg/mL solution for lyophilization). Dissolve the lyophilized protein in distilled water.
Buffer:	Lyophilized from 0.22µm filtered solution in PBS (pH 7.4). Normally 8 % trehalose is added as protectant before lyophilization.
Storage:	4 °C,-80 °C
Storage Comment:	Reconstituted protein stable at -80°C for 12 months, 4°C for 1 week. Use a manual defrost freezer and avoid repeated freeze-thaw cycles.
Expiry Date:	12 months

Images



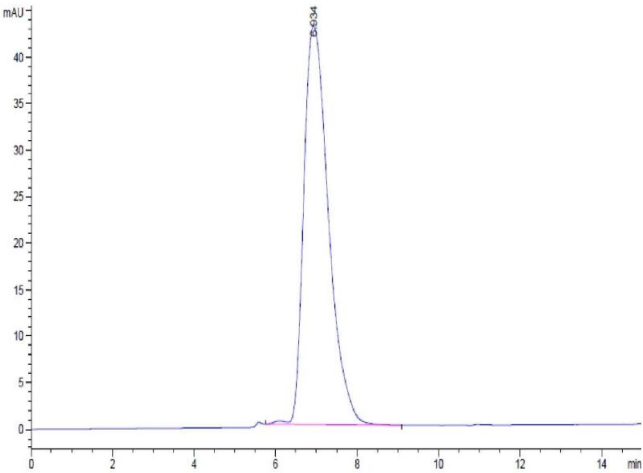
Surface Plasmon Resonance

Image 1. Human CEACAM-8, His Tag immobilized on CM5 Chip can bind Human CEACAM-6, His Tag with an affinity constant of 4.59 µM as determined in SPR assay (Biacore T200).



SDS-PAGE

Image 2. Human CEACAM-6 on Tris-Bis PAGE under reduced condition. The purity is greater than 95 % .



Size-exclusion chromatography-High Pressure Liquid Chromatography

Image 3. The purity of Human CEACAM-6 is greater than 95 % as determined by SEC-HPLC.