

Datasheet for ABIN7274056

IL2 Receptor beta Protein (AA 27-239) (His tag)**3** Images[Go to Product page](#)

Overview

Quantity:	100 µg
Target:	IL2 Receptor beta (IL2RB)
Protein Characteristics:	AA 27-239
Origin:	Cynomolgus
Source:	HEK-293 Cells
Protein Type:	Recombinant
Purification tag / Conjugate:	This IL2 Receptor beta protein is labelled with His tag.

Product Details

Purpose:	Cynomolgus IL-2 R beta/CD122 Protein
Sequence:	Ala27-Asp239
Characteristics:	Recombinant Cynomolgus IL-2 R beta/CD122 Protein is expressed from HEK293 with His tag at the C-Terminus. It contains Ala27-Asp239.
Purity:	> 95 % as determined by Tris-Bis PAGE, > 95 % as determined by HPLC
Sterility:	0.22 µm filtered
Endotoxin Level:	Less than 1EU per µg by the LAL method.
Biological Activity Comment:	The affinity constant of 0.182 µM as determined in SPR assay (Biacore T200). See testing image for detail.

Target Details

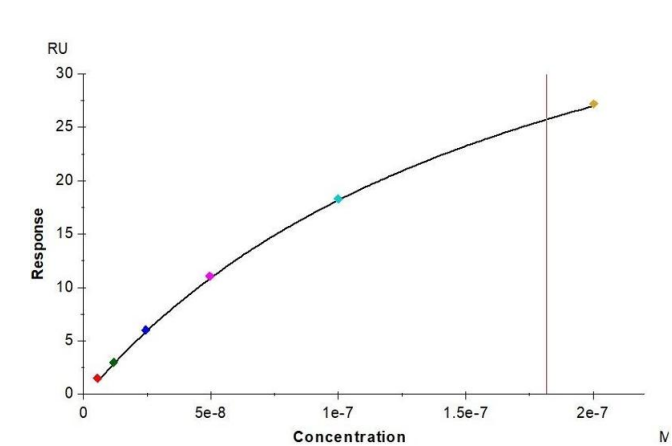
Target:	IL2 Receptor beta (IL2RB)
Alternative Name:	IL-2 R beta (IL2RB Products)
Background:	IL-2 R beta is a member of the cytokine receptor superfamily. Human IL-2 R beta cDNA encodes a 551 amino acid residue precursor Type I membrane protein with a 26 residue signal peptide, a 214 residue extracellular region, a 25 residue transmembrane region and a 286 residue cytoplasmic domain. Functional IL-2 receptors can exist in two affinity states on cell surfaces, the high affinity complex consisting of heterotrimers of the alpha, beta, and gamma chains, and the intermediate affinity complex comprising heterodimers of the beta and gamma chains.
Molecular Weight:	25.6 kDa. Due to glycosylation, the protein migrates to 38-45 kDa based on Tris-Bis PAGE result.
UniProt:	Q38J85
Pathways:	JAK-STAT Signaling , Growth Factor Binding

Application Details

Restrictions:	For Research Use only
---------------	-----------------------

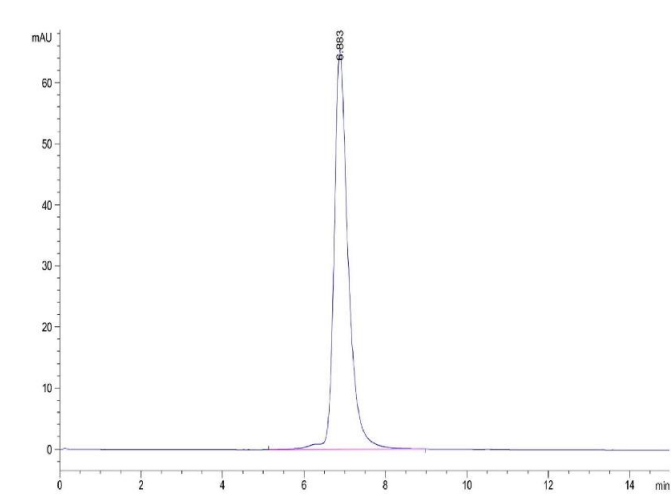
Handling

Format:	Lyophilized
Reconstitution:	Centrifuge the tube before opening. Reconstituting to a concentration more than 100 µg/mL is recommended. Dissolve the lyophilized protein in distilled water.
Buffer:	Lyophilized from 0.22µm filtered solution in PBS (pH 7.4). Normally 8 % trehalose is added as protectant before lyophilization.
Storage:	-20 °C,-80 °C
Storage Comment:	-20 to -80°C for 12 months as supplied from date of receipt., -80°C for 3-6 months after reconstitution., 2-8°C for 2-7 days after reconstitution., Recommend to aliquot the protein into smaller quantities for optimal storage. Please minimize freeze-thaw cycles.
Expiry Date:	12 months



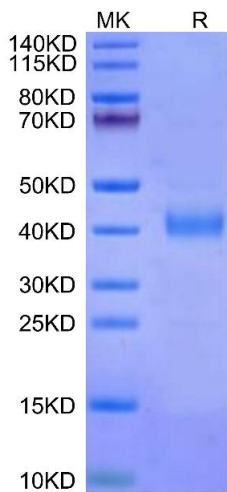
Surface Plasmon Resonance

Image 1. Cynomolgus IL-2 R beta, His Tag captured on CM5 Chip via Anti-His Antibody can bind Human IL-2, No Tag with an affinity constant of 0.182 μ M as determined in SPR assay (Biacore T200).



Size-exclusion chromatography-High Pressure Liquid Chromatography

Image 2. The purity of Cynomolgus IL-2 R beta is greater than 95 % as determined by SEC-HPLC.



SDS-PAGE

Image 3. Cynomolgus IL-2 R beta on Tris-Bis PAGE under reduced conditions. The purity is greater than 95 % .