

Datasheet for ABIN7274070
IL2RG Protein (AA 23-254) (Fc Tag)

3 Images

[Go to Product page](#)

Overview

Quantity:	100 µg
Target:	IL2RG
Protein Characteristics:	AA 23-254
Origin:	Human
Source:	HEK-293 Cells
Protein Type:	Recombinant
Purification tag / Conjugate:	This IL2RG protein is labelled with Fc Tag.

Product Details

Purpose:	Human IL-2 R gamma/CD132 Protein
Sequence:	Leu23-Asn254
Characteristics:	Recombinant Human IL-2 R gamma/CD132 Protein is expressed from HEK293 with hFc tag at the C-Terminus. It contains Leu23-Asn254.
Purity:	> 95 % as determined by Tris-Bis PAGE, > 95 % as determined by HPLC
Sterility:	0.22 µm filtered
Endotoxin Level:	Less than 1EU per µg by the LAL method.
Biological Activity Comment:	The affinity constant of 28.93 nM as determined in SPR assay (Biacore T200). See testing image for detail.

Target Details


Target:	IL2RG
Alternative Name:	IL-2 R gamma (IL2RG Products)
Background:	The gamma chain of the high affinity functional human IL-2 receptor complex belongs to the hematopoietin receptor family. IL-2 R gamma is a 369 amino acid residue protein consisting of a 22 residue signal sequence, a 232 residue extracellular domain, a 29 residue transmembrane domain and an 86 residue cytoplasmic domain. Although IL-2 R gamma by itself does not bind IL-2 with any appreciable affinity, it is required for IL-2 receptor signaling.
Molecular Weight:	54.14 kDa. Due to glycosylation, the protein migrates to 70-100 kDa based on Tris-Bis PAGE result.
Pathways:	JAK-STAT Signaling , Growth Factor Binding

Application Details

Restrictions:	For Research Use only
---------------	-----------------------

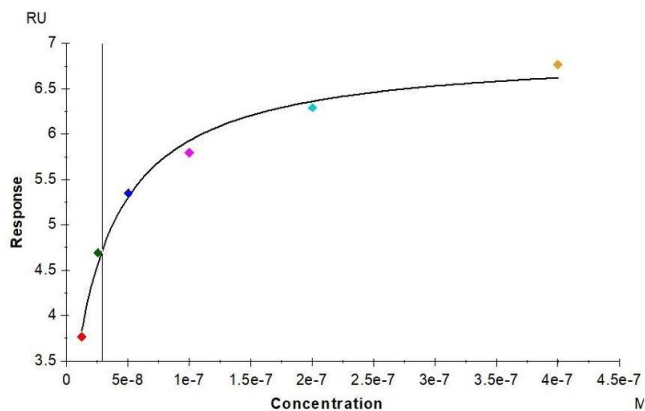
Handling

Format:	Lyophilized
Reconstitution:	Centrifuge the tube before opening. Reconstituting to a concentration more than 100 µg/mL is recommended. Dissolve the lyophilized protein in distilled water.
Buffer:	Lyophilized from 0.22µm filtered solution in PBS (pH 7.4). Normally 8 % trehalose is added as protectant before lyophilization.
Storage:	-20 °C,-80 °C
Storage Comment:	-20 to -80°C for 12 months as supplied from date of receipt.,-80°C for 3-6 months after reconstitution.,-2-8°C for 2-7 days after reconstitution.,Recommend to aliquot the protein into smaller quantities for optimal storage. Please minimize freeze-thaw cycles.
Expiry Date:	12 months



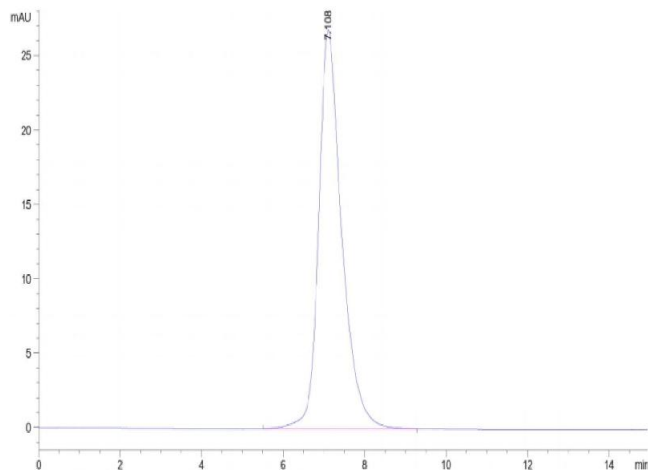
SDS-PAGE

Image 1. Human IL-2 R gamma on Tris-Bis PAGE under reduced condition. The purity is greater than 95 % .



Surface Plasmon Resonance

Image 2. Human IL-2 R gamma, hFc Tag captured on CM5 Chip via Protein A can bind Human IL-2, No Tag with an affinity constant of 28.93 nM as determined in SPR assay (Biacore T200).



Size-exclusion chromatography-High Pressure Liquid Chromatography

Image 3. The purity of Human IL-2 R gamma is greater than 95 % as determined by SEC-HPLC.