

Datasheet for ABIN7274209

**CD5 Protein (CD5) (AA 25-375) (His-Avi Tag)**[Go to Product page](#)

## 4 Images

## Overview

Quantity:	100 µg
Target:	CD5
Protein Characteristics:	AA 25-375
Origin:	Rhesus Monkey
Source:	HEK-293 Cells
Protein Type:	Recombinant
Purification tag / Conjugate:	This CD5 protein is labelled with His-Avi Tag.

## Product Details

Purpose:	Rhesus macaque CD5 Protein
Sequence:	Arg25-Pro375
Characteristics:	Recombinant Rhesus macaque CD5 Protein is expressed from HEK293 with His tag and Avi tag at the C-Terminus. It contains Arg25-Pro375.
Purity:	> 95 % as determined by Tris-Bis PAGE, > 95 % as determined by HPLC
Sterility:	0.22 µm filtered
Endotoxin Level:	Less than 1EU per µg by the LAL method.
Biological Activity Comment:	Immobilized Rhesus macaque CD5, His Tag at 1 µg/ml (100 µl/well) on the plate. Dose response curve for Anti-CD5 Antibody, hFc Tag with the EC50 of 8.5 ng/ml determined by ELISA. See testing image for detail.

## Target Details

Target:	CD5
Alternative Name:	CD5 ( <a href="#">CD5 Products</a> )
Background:	CD5: a type I transmembrane protein found on T cells, thymocytes, and some B cells that is a ligand for CD72 and is involved in cellular activation or adhesion, expressed in B-cell chronic lymphocytic leukemia and T-cell lymphoma.
Molecular Weight:	41.7 kDa. Due to glycosylation, the protein migrates to 55-60 kDa based on Tris-Bis PAGE result.
UniProt:	<a href="#">F6V5Q9</a>

## Application Details

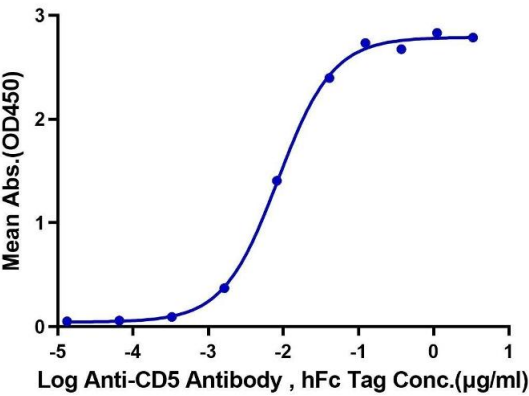
Restrictions:	For Research Use only
---------------	-----------------------

## Handling

Format:	Lyophilized
Reconstitution:	Centrifuge the tube before opening. Reconstituting to a concentration more than 100 µg/mL is recommended. Dissolve the lyophilized protein in distilled water.
Buffer:	Lyophilized from 0.22µm filtered solution in PBS ( pH 7.4). Normally 8 % trehalose is added as protectant before lyophilization.
Storage:	-20 °C,-80 °C
Storage Comment:	-20 to -80°C for 12 months as supplied from date of receipt.,-80°C for 3-6 months after reconstitution.,2-8°C for 2-7 days after reconstitution.,Recommend to aliquot the protein into smaller quantities for optimal storage. Please minimize freeze-thaw cycles.
Expiry Date:	12 months

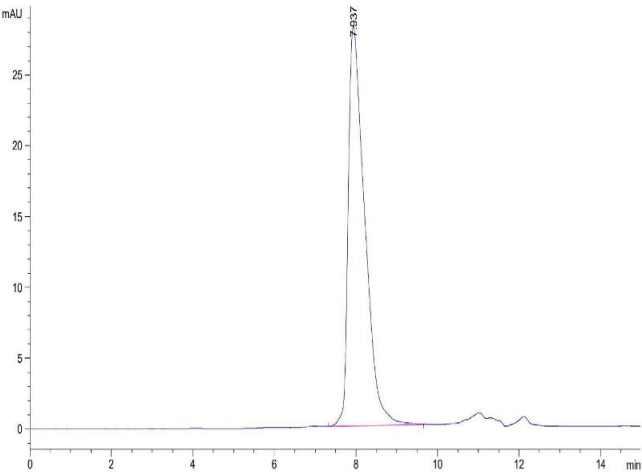
Rhesus macaque CD5, His Tag ELISA

0.1µg Rhesus macaque CD5, His Tag Per Well



ELISA

**Image 1.** Immobilized Rhesus macaque CD5, His Tag at 1 µg/mL (100 µL/well) on the plate. Dose response curve for Anti-CD5 Antibody, hFc Tag with the EC<sub>50</sub> of 8.5 ng/mL determined by ELISA.

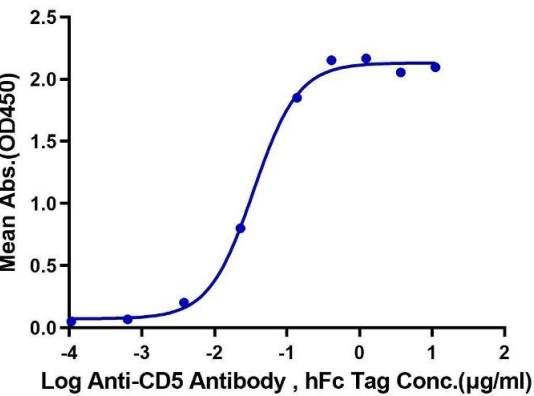


Size-exclusion chromatography-High Pressure Liquid Chromatography

**Image 2.** The purity of Rhesus macaque CD5 is greater than 95 % as determined by SEC-HPLC.

Rhesus macaque CD5, His Tag ELISA

0.1µg Rhesus macaque CD5, His Tag Per Well



ELISA

**Image 3.** Immobilized Rhesus macaque CD5, His Tag at 1 µg/mL (100 µL/well) on the plate. Dose response curve for Anti-CD5 Antibody, hFc Tag with the EC<sub>50</sub> of 34.6 ng/mL determined by ELISA.

Please check the [product details page](#) for more images. Overall 4 images are available for ABIN7274209.