

Datasheet for ABIN7274221
CD73 Protein (AA 27-547) (His tag)

3 Images

[Go to Product page](#)

Overview

Quantity:	100 µg
Target:	CD73 (NT5E)
Protein Characteristics:	AA 27-547
Origin:	Human
Source:	HEK-293 Cells
Protein Type:	Recombinant
Purification tag / Conjugate:	This CD73 protein is labelled with His tag.

Product Details

Purpose:	Human CD73/NT5E Protein
Sequence:	Trp27-Lys547
Characteristics:	Recombinant Human CD73/NT5E Protein is expressed from HEK293 with His tag at the C-Terminus. It contains Trp27-Lys547.
Purity:	> 95 % as determined by Tris-Bis PAGE, > 95 % as determined by HPLC
Sterility:	0.22 µm filtered
Endotoxin Level:	Less than 1EU per µg by the LAL method.
Biological Activity Comment:	Immobilized Human CD73, His Tag at 0.5µg/ml (100µl/well) on the plate. Dose response curve for Anti-CD73 Antibody, hFc Tag with the EC50 of 17.2ng/ml determined by ELISA. See testing image for detail.

Target Details

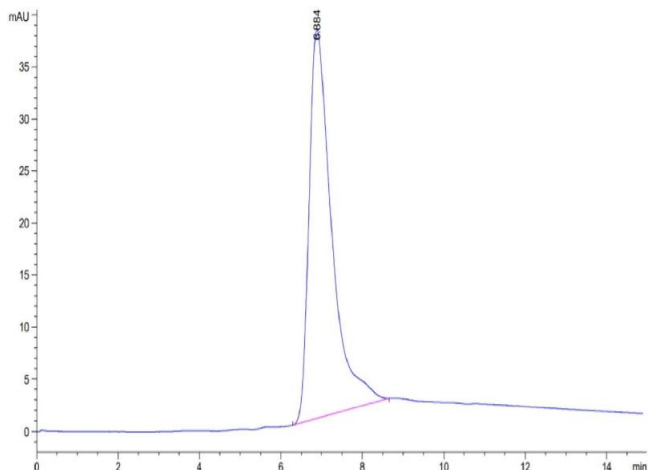
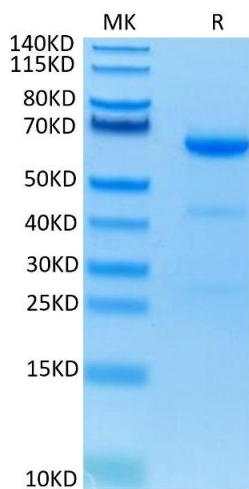
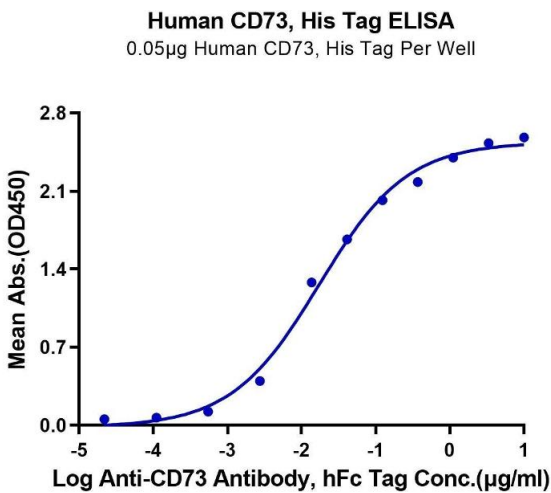
Target:	CD73 (NT5E)
Alternative Name:	CD73 (NT5E Products)
Background:	CD73, also known as ecto-5'-nucleotidase, is an enzyme that in humans is encoded by the NT5E gene. CD73 commonly serves to convert AMP to adenosine. The enzyme consists of a dimer of 2 identical 70-kD subunits bound by a glycosyl phosphatidyl inositol linkage to the external face of the plasma membrane. The enzyme is used as a marker of lymphocyte differentiation. A deficiency of CD73 occurs in a variety of immunodeficiency diseases.
Molecular Weight:	58.8 kDa. Due to glycosylation, the protein migrates to 60-70 kDa based on Tris-Bis PAGE result.
Pathways:	Synaptic Membrane , Ribonucleoside Biosynthetic Process

Application Details

Restrictions:	For Research Use only
---------------	-----------------------

Handling

Format:	Lyophilized
Reconstitution:	Centrifuge the tube before opening. Reconstituting to a concentration more than 100 µg/mL is recommended. Dissolve the lyophilized protein in distilled water.
Buffer:	Lyophilized from 0.22µm filtered solution in 20 mM Tris, 120 mM NaCl (pH 7.5). Normally 8 % trehalose is added as protectant before lyophilization.
Storage:	-20 °C, -80 °C
Storage Comment:	-20 to -80°C for 12 months as supplied from date of receipt., -80°C for 3-6 months after reconstitution., 2-8°C for 2-7 days after reconstitution., Recommend to aliquot the protein into smaller quantities for optimal storage. Please minimize freeze-thaw cycles.
Expiry Date:	12 months



ELISA

Image 1. Immobilized Human CD73, His Tag at 0.5 µg/mL (100 µL/well) on the plate. Dose response curve for Anti-CD73 Antibody, hFc Tag with the EC50 of 17.2 ng/mL determined by ELISA.

SDS-PAGE

Image 2. Human CD73 on Tris-Bis PAGE under reduced condition. The purity is greater than 95 % .

Size-exclusion chromatography-High Pressure Liquid Chromatography

Image 3. The purity of Human CD73 is greater than 95 % as determined by SEC-HPLC.