

Datasheet for ABIN7274232

CD7 Protein (CD7) (AA 26-180) (His-Avi Tag,Biotin)

4 Images

[Go to Product page](#)

Overview

Quantity:	100 µg
Target:	CD7
Protein Characteristics:	AA 26-180
Origin:	Human
Source:	HEK-293 Cells
Protein Type:	Recombinant
Purification tag / Conjugate:	This CD7 protein is labelled with His-Avi Tag,Biotin.

Product Details

Purpose:	Biotinylated Human CD7 Protein
Sequence:	Ala26-Pro180
Characteristics:	Recombinant Biotinylated Human CD7 Protein is expressed from HEK293 with His tag and Avi tag at the C-Terminus.It contains Ala26-Pro180.
Purity:	> 95 % as determined by Tris-Bis PAGE,> 95 % as determined by HPLC
Sterility:	0.22 µm filtered
Endotoxin Level:	Less than 1EU per µg by the LAL method.
Biological Activity Comment:	Immobilized Anti-CD7 Antibody, hFc Tag at 0.5µg/ml (100µl/well) on the plate. Dose response curve for Biotinylated Human CD7, His Tag with the EC50 of 76.7ng/ml determined by ELISA. See testing image for detail.

Target Details

Target:	CD7
Alternative Name:	CD7 (CD7 Products)
Background:	CD7, also known as Leu-9, is an approximately 40 kDa glycosylated and palmitoylated transmembrane protein in the immunoglobulin superfamily. CD7 is expressed on T cells, NK cells, myeloid progenitor cells, and CD19 B progenitor cells. Among CD8 T cells, the CD7-bright population preferentially contains naive and memory cells, while more weak expressors are primarily effector cells.
Molecular Weight:	19.3 kDa. Due to glycosylation, the protein migrates to 34-48 kDa based on Tris-Bis PAGE result.
UniProt:	P09564
Pathways:	Cell-Cell Junction Organization

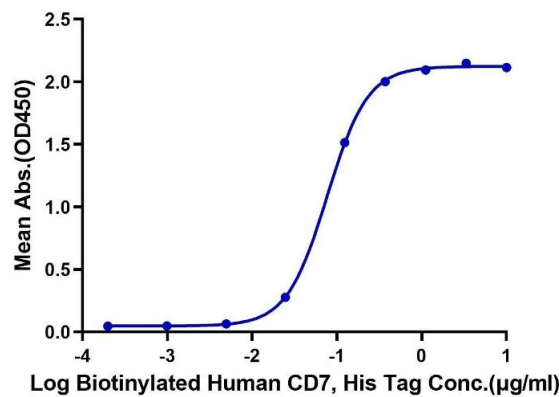
Application Details

Restrictions:	For Research Use only
---------------	-----------------------

Handling

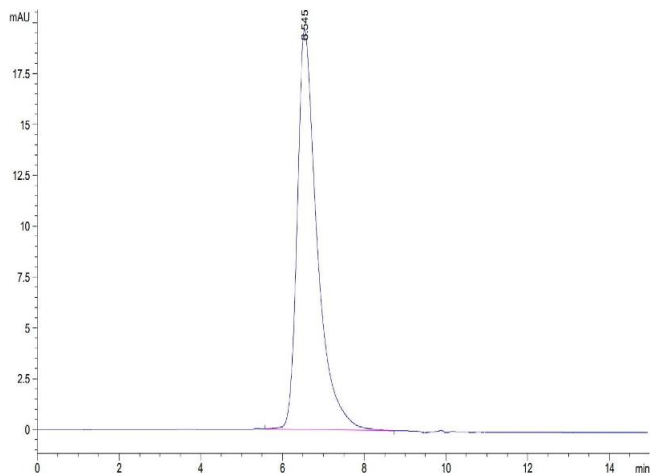
Format:	Lyophilized
Reconstitution:	Centrifuge the tube before opening. Reconstituting to a concentration more than 100 µg/mL is recommended. Dissolve the lyophilized protein in distilled water.
Buffer:	Lyophilized from 0.22µm filtered solution in PBS (pH 7.4). Normally 8 % trehalose is added as protectant before lyophilization.
Storage:	-20 °C, -80 °C
Storage Comment:	-20 to -80°C for 12 months as supplied from date of receipt., -80°C for 3-6 months after reconstitution., 2-8°C for 2-7 days after reconstitution., Recommend to aliquot the protein into smaller quantities for optimal storage. Please minimize freeze-thaw cycles.
Expiry Date:	12 months

Biotinylated Human CD7, His Tag ELISA
0.05µg Anti-CD7 Antibody, hFc Tag Per Well



ELISA

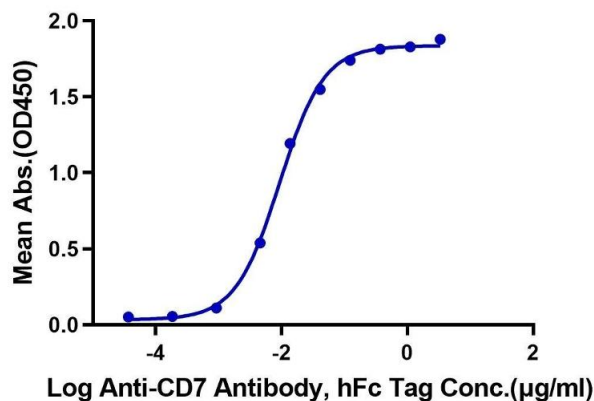
Image 1. Immobilized Anti-CD7 Antibody, hFc Tag at 0.5 µg/mL (100 µL/well) on the plate. Dose response curve for Biotinylated Human CD7, His Tag with the EC50 of 76.7 ng/mL determined by ELISA.



Size-exclusion chromatography-High Pressure Liquid Chromatography

Image 2. The purity of Biotinylated Human CD7 is greater than 95 % as determined by SEC-HPLC.

Biotinylated Human CD7, His Tag ELISA
0.05µg Biotinylated Human CD7, His Tag Per Well



ELISA

Image 3. Immobilized Biotinylated Human CD7, His Tag at 0.5 µg/mL (100 µL/Well) on the plate. Dose response curve for Anti-CD7 Antibody, hFc Tag with the EC50 9.3 ng/mL determined by ELISA.

Please check the [product details page](#) for more images. Overall 4 images are available for ABIN7274232.