

Datasheet for ABIN7274262

CD96 Protein (CD96) (AA 22-502) (His tag)[Go to Product page](#)**3** Images

Overview

Quantity:	100 µg
Target:	CD96
Protein Characteristics:	AA 22-502
Origin:	Cynomolgus
Source:	HEK-293 Cells
Protein Type:	Recombinant
Purification tag / Conjugate:	This CD96 protein is labelled with His tag.

Product Details

Purpose:	Cynomolgus CD96/TACTILE Protein
Sequence:	Val22-Gly502
Characteristics:	Recombinant Cynomolgus CD96/TACTILE Protein is expressed from HEK293 with His tag at the C-Terminus. It contains Val22-Gly502.
Purity:	> 95 % as determined by Tris-Bis PAGE, > 95 % as determined by HPLC
Sterility:	0.22 µm filtered
Endotoxin Level:	Less than 1EU per µg by the LAL method.
Biological Activity Comment:	Immobilized Cynomolgus CD96, His Tag at 1µg/ml (100µl/well) on the plate. Dose response curve for Anti-CD96 Antibody, hFc Tag with the EC50 of 1.6µg/ml determined by ELISA. See testing image for detail.

Target Details

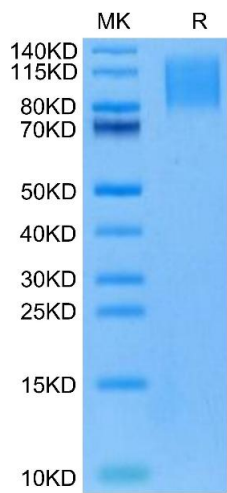
Target:	CD96
Alternative Name:	CD96 (CD96 Products)
Background:	The receptors CD96 and TIGIT are expressed on the surface of T and natural killer (NK) cells, and recent studies suggest both play important inhibitory roles in immune function. CD96 has been shown to modulate immune cell activity in mice, with Cd96 ^{-/-} mice displaying hypersensitive NK-cell responses to immune challenge and significant tumor resistance. The counterbalance between the putative inhibitory CD96 and TIGIT receptors and the activating receptor, CD226, offers unique strategies for immuno-oncology drug development.
Molecular Weight:	54.27 kDa. Due to glycosylation, the protein migrates to 80-130 kDa based on Tris-Bis PAGE result.
UniProt:	A0A2K5TWV6

Application Details

Restrictions:	For Research Use only
---------------	-----------------------

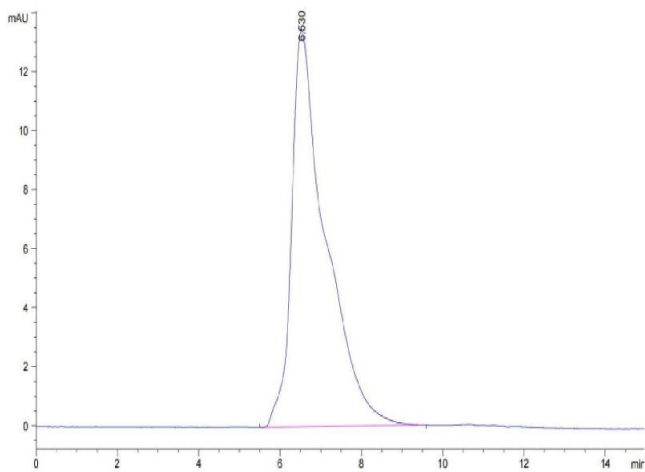
Handling

Format:	Lyophilized
Reconstitution:	Centrifuge the tube before opening. Reconstituting to a concentration more than 100 µg/mL is recommended. Dissolve the lyophilized protein in distilled water.
Buffer:	Lyophilized from 0.22µm filtered solution in PBS (pH 7.4). Normally 8 % trehalose is added as protectant before lyophilization.
Storage:	-20 °C,-80 °C
Storage Comment:	-20 to -80°C for 12 months as supplied from date of receipt.,-80°C for 3-6 months after reconstitution.,2-8°C for 2-7 days after reconstitution.,Recommend to aliquot the protein into smaller quantities for optimal storage. Please minimize freeze-thaw cycles.
Expiry Date:	12 months



SDS-PAGE

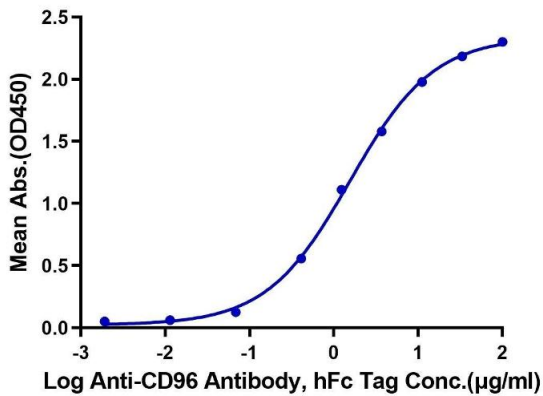
Image 1. Cynomolgus CD96 on Tris-Bis PAGE under reduced condition. The purity is greater than 95 % .



Size-exclusion chromatography-High Pressure Liquid Chromatography

Image 2. The purity of Cynomolgus CD96 is greater than 95 % as determined by SEC-HPLC.

Cynomolgus CD96, His Tag ELISA
0.1µg Cynomolgus CD96, His Tag Per Well



ELISA

Image 3. Immobilized Cynomolgus CD96, His Tag at 1 µg/mL (100 µL/well) on the plate. Dose response curve for Anti-CD96 Antibody, hFc Tag with the EC50 of 1.6 µg/mL determined by ELISA.