Datasheet for ABIN7274301

CD3 epsilon Protein (CD3E) (Fc Tag)

5 Images

Go to Product page

Overview

Quantity:	100 µg
Target:	CD3 epsilon (CD3E)
Origin:	Cynomolgus
Source:	HEK-293 Cells
Protein Type:	Recombinant
Purification tag / Conjugate:	This CD3 epsilon protein is labelled with Fc Tag.

Product Details

Sequence:	Gln22-Asp117
Purity:	> 95% as determined by Tris-Bis PAGE
Sterility:	0.22 µm filtered
Endotoxin Level:	Less than 1EU per µg by the LAL method.
Biological Activity Comment:	Immobilized Cynomolgus CD3E, hFc Tag at 0.5µg/ml (100µl/Well) on the plate. Dose response curve for Biotinylated Anti-CD3E Antibody, mFc Tag with the EC50 of 39.4ng/ml determined by ELISA. See testing image for detail.

Target Details

Target:	CD3 epsilon (CD3E)
Alternative Name:	CD3E (CD3E Products)
Background:	CD3e, CD3E, T3E, FLJ18683, TCRE, CD3-epsilon, IMD18,CD3E, is a single-pass type I membrane protein.CD3 (cluster of differentiation 3) T cell co-receptor helps to activate both the cytotoxic T

Target Details

	cell (CD8 naive T cells) and also T helper cells (CD4 naive T cells). It consists of a protein complex and is composed of four distinct chains. In mammals, the complex contains a CD3γ chain, a CD3δ chain, and two CD3ε chains.
Molecular Weight:	36.9 kDa. Due to glycosylation, the protein migrates to 43-48 kDa based on Tris-Bis PAGE result.
Pathways:	TCR Signaling, CXCR4-mediated Signaling Events, Ubiquitin Proteasome Pathway

Application Details

Restrictions:	For Research Use only

Handling

Format:	Lyophilized
Reconstitution:	Centrifuge tubes before opening. Reconstituting to a concentration more than 100 µg/mL is recommended (usually we use 1 mg/mL solution for lyophilization). Dissolve the lyophilized protein in distilled water.
Buffer:	Lyophilized from 0.22µm filtered solution in PBS (pH 7.4). Normally 5 % trehalose is added as protectant before lyophilization.
Storage:	4 °C,-80 °C
Storage Comment:	Reconstituted protein stable at -80°C for 12 months, 4°C for 1 week. Use a manual defrost freezer and avoid repeated freeze-thaw cycles.
Expiry Date:	12 months

Images

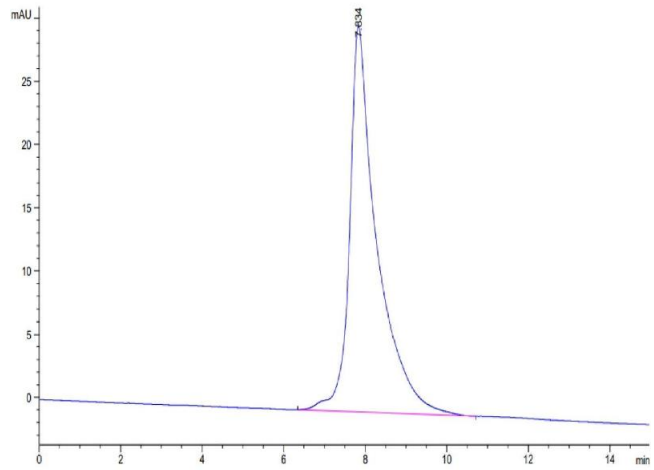

Size-exclusion chromatography-High Pressure Liquid Chromatography

Image 1. The purity of Cynomolgus CD3E is greater than 95 % as determined by SEC-HPLC.

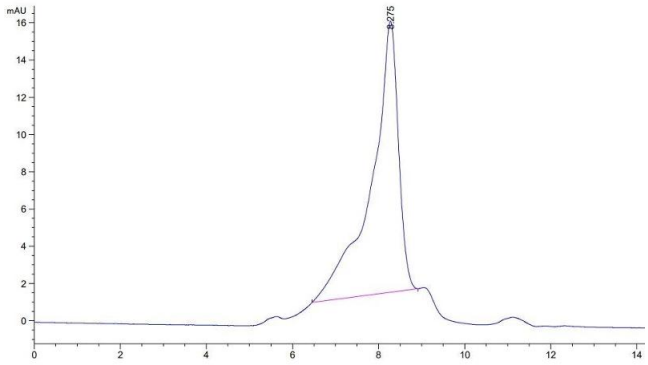

Size-exclusion chromatography-High Pressure Liquid Chromatography

Image 2. The purity of Cynomolgus CD3E Protein is greater than 95 % as determined by SEC-HPLC.

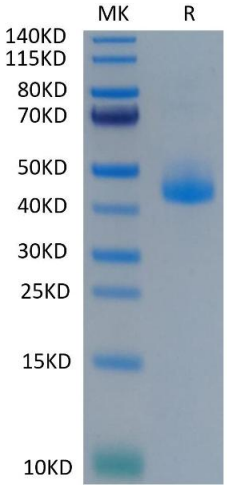

SDS-PAGE

Image 3. Cynomolgus CD3E on Tris-Bis PAGE under reduced condition. The purity is greater than 95 % .

Please check the product details page for more images. Overall 5 images are available for ABIN7274301.