

Datasheet for ABIN7274454

CD226 Protein (CD226) (AA 19-252) (His tag)**3** Images[Go to Product page](#)

Overview

Quantity:	100 µg
Target:	CD226
Protein Characteristics:	AA 19-252
Origin:	Cynomolgus
Source:	HEK-293 Cells
Protein Type:	Recombinant
Purification tag / Conjugate:	This CD226 protein is labelled with His tag.

Product Details

Purpose:	Cynomolgus DNAM-1/CD226 Protein
Sequence:	Glu19-Phe252
Characteristics:	Recombinant Cynomolgus DNAM-1/CD226 Protein is expressed from HEK293 with His tag at the C-Terminus. It contains Glu19-Phe252.
Purity:	> 95 % as determined by Tris-Bis PAGE, > 95 % as determined by HPLC
Sterility:	0.22 µm filtered
Endotoxin Level:	Less than 1EU per µg by the LAL method.
Biological Activity Comment:	The affinity constant of 0.881 µM as determined in SPR assay (Biacore T200). See testing image for detail.

Target Details

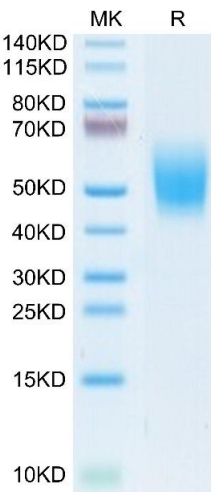
Target:	CD226
Alternative Name:	DNAM-1 (CD226 Products)
Background:	DNAX accessory molecule-1 (DNAM-1), also known as CD226, is a 65 kDa type I transmembrane glycoprotein in the immunoglobulin superfamily. DNAM-1 mediates cellular adhesion to other cells bearing its ligands, CD112 and CD155, and cross-linking DNAM-1 with antibodies causes cellular activation. Furthermore, DNAM-1 can interact with PVR and PVRL2.
Molecular Weight:	27.7 kDa. Due to glycosylation, the protein migrates to 48-68 kDa based on Tris-Bis PAGE result.
Pathways:	Regulation of Leukocyte Mediated Immunity , Positive Regulation of Immune Effector Process , Cancer Immune Checkpoints

Application Details

Restrictions:	For Research Use only
---------------	-----------------------

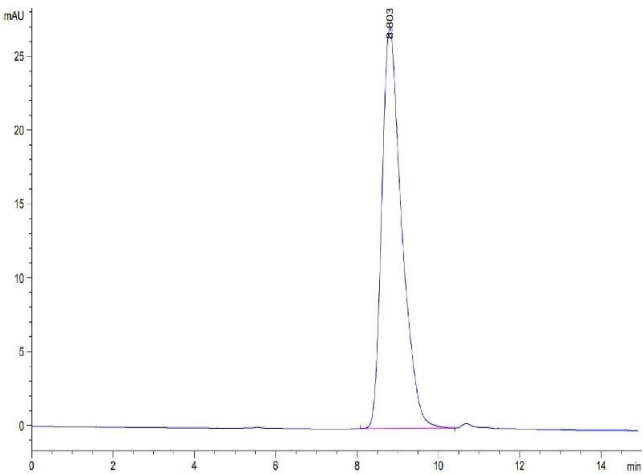
Handling

Format:	Lyophilized
Reconstitution:	Centrifuge the tube before opening. Reconstituting to a concentration more than 100 µg/mL is recommended. Dissolve the lyophilized protein in distilled water.
Buffer:	Lyophilized from 0.22µm filtered solution in PBS (pH 7.4). Normally 8 % trehalose is added as protectant before lyophilization.
Storage:	-20 °C,-80 °C
Storage Comment:	-20 to -80°C for 12 months as supplied from date of receipt., -80°C for 3-6 months after reconstitution., 2-8°C for 2-7 days after reconstitution., Recommend to aliquot the protein into smaller quantities for optimal storage. Please minimize freeze-thaw cycles.
Expiry Date:	12 months



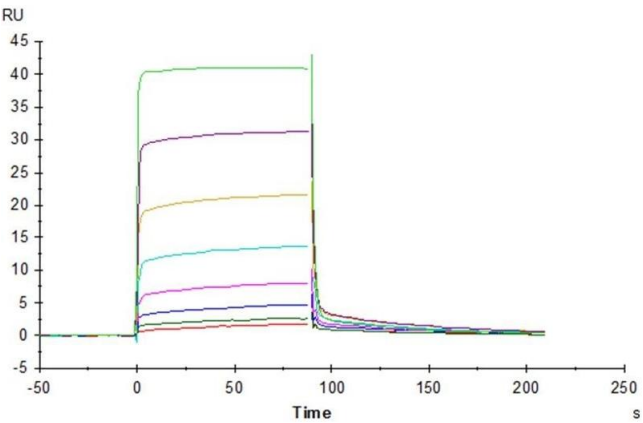
SDS-PAGE

Image 1. Cynomolgus DNAM-1 on Tris-Bis PAGE under reduced condition. The purity is greater than 95 % .



Size-exclusion chromatography-High Pressure Liquid Chromatography

Image 2. The purity of Cynomolgus DNAM-1 is greater than 95 % as determined by SEC-HPLC.



Surface Plasmon Resonance

Image 3. Human CD155, hFc Tag captured on CM5 Chip via Protein A can bind Cynomolgus DNAM-1, His Tag with an affinity constant of 0.881 μ M as determined in SPR assay (Biacore T200).