

Datasheet for ABIN7274488

**DLL3 Protein (AA 25-488) (His tag)****3** Images[Go to Product page](#)

## Overview

Quantity:	100 µg
Target:	DLL3
Protein Characteristics:	AA 25-488
Origin:	Mouse
Source:	HEK-293 Cells
Protein Type:	Recombinant
Purification tag / Conjugate:	This DLL3 protein is labelled with His tag.

## Product Details

Purpose:	Mouse DLL3 Protein
Sequence:	Ala25-Arg488
Characteristics:	Recombinant Mouse DLL3 Protein is expressed from HEK293 with His tag at the C-Terminus. It contains Ala25-Arg488.
Purity:	> 95 % as determined by Tris-Bis PAGE, > 95 % as determined by HPLC
Sterility:	0.22 µm filtered
Endotoxin Level:	Less than 1EU per µg by the LAL method.
Biological Activity Comment:	Immobilized Mouse DLL3, His Tag at 5µg/ml (100µl/well) on the plate. Dose response curve for Anti-DLL3 Antibody, hFc Tag with the EC50 of 6.5ng/ml determined by ELISA. See testing image for detail.

## Target Details

Target:	DLL3
Alternative Name:	DLL3 ( <a href="#">DLL3 Products</a> )
Background:	Delta-like protein 3 (DLL3) is a transmembrane protein that belongs to the Delta/Serrate/Lag-2 (DSL) family of Notch ligands. DLL3 inhibits primary neurogenesis. May be required to divert neurons along a specific differentiation pathway. Plays a role in the formation of somite boundaries during segmentation of the paraxial mesoderm (By similarity).
Molecular Weight:	49.02 kDa. Due to glycosylation, the protein migrates to 52-60 kDa based on Tris-Bis PAGE result.
Pathways:	<a href="#">Notch Signaling</a>

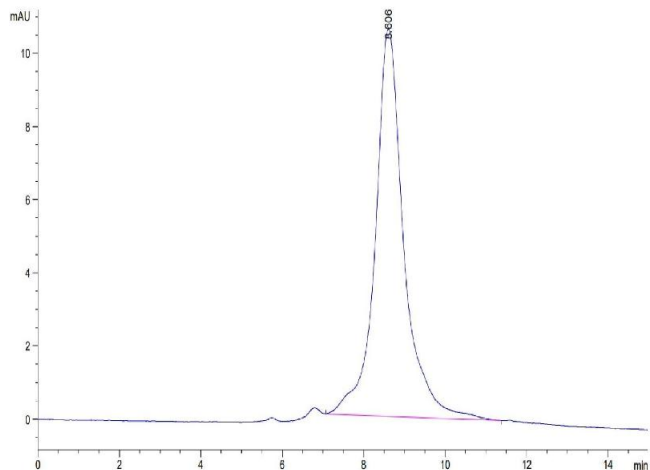
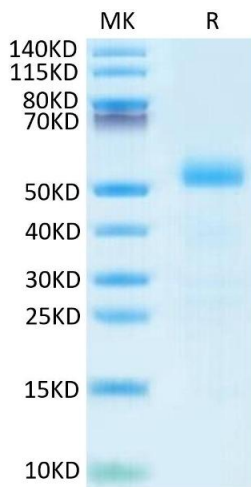
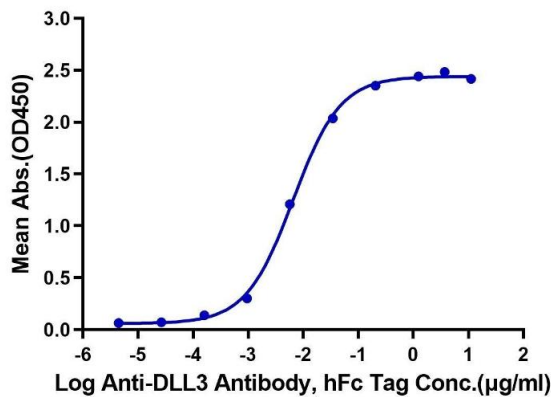
## Application Details

Restrictions:	For Research Use only
---------------	-----------------------

## Handling

Format:	Lyophilized
Reconstitution:	Centrifuge the tube before opening. Reconstituting to a concentration more than 100 µg/mL is recommended. Dissolve the lyophilized protein in distilled water.
Buffer:	Lyophilized from 0.22µm filtered solution in PBS, 200 mM Arginine ( pH 7.4). Normally 8 % trehalose is added as protectant before lyophilization.
Storage:	-20 °C,-80 °C
Storage Comment:	-20 to -80°C for 12 months as supplied from date of receipt., -80°C for 3-6 months after reconstitution., 2-8°C for 2-7 days after reconstitution., Recommend to aliquot the protein into smaller quantities for optimal storage. Please minimize freeze-thaw cycles.
Expiry Date:	12 months

**Mouse DLL3, His Tag ELISA**  
0.5µg Mouse DLL3, His Tag Per Well



**ELISA**

**Image 1.** Immobilized Mouse DLL3, His Tag at 5 µg/mL (100 µL/well) on the plate. Dose response curve for Anti-DLL3 Antibody, hFc Tag with the EC50 of 6.5 ng/mL determined by ELISA.

**SDS-PAGE**

**Image 2.** Mouse DLL3 on Tris-Bis PAGE under reduced condition. The purity is greater than 95 % .

**Size-exclusion chromatography-High Pressure Liquid Chromatography**

**Image 3.** The purity of Mouse DLL3 is greater than 95 % as determined by SEC-HPLC.