

Datasheet for ABIN7274644

FGL2 Protein (AA 205-439) (His-Avi-DYKDDDDK Tag)[Go to Product page](#)**3** Images

Overview

Quantity:	100 µg
Target:	FGL2
Protein Characteristics:	AA 205-439
Origin:	Human
Source:	HEK-293 Cells
Protein Type:	Recombinant
Purification tag / Conjugate:	This FGL2 protein is labelled with His-Avi-DYKDDDDK Tag.

Product Details

Purpose:	Human FGL2 Protein
Sequence:	Val205-Pro439
Characteristics:	Recombinant Human FGL2 Protein is expressed from HEK293 with His-Avi tag and Flag tag at the N-Terminus. It contains Val205-Pro439.
Purity:	> 95 % as determined by Tris-Bis PAGE, > 95 % as determined by HPLC
Sterility:	0.22 µm filtered
Endotoxin Level:	Less than 1EU per µg by the LAL method.
Biological Activity Comment:	Immobilized Human FGL2, His Tag at 0.5µg/ml (100µl/well) on the plate. Dose response curve for Anti-FGL2 Antibody, hFc Tag with the EC50 of 18.5ng/ml determined by ELISA. See testing image for detail.

Target Details

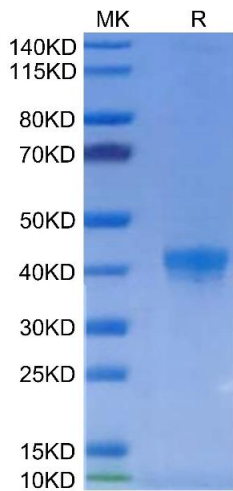
Target:	FGL2
Alternative Name:	FGL2 (FGL2 Products)
Background:	Fibrinogen-like protein 2 (FGL2) is a member of the fibrinogen-like protein family and possesses important regulatory functions in both innate and adaptive immune responses. FGL2 is overexpressed in glioma, and its expression level is negatively associated with the prognosis of glioma patients.
Molecular Weight:	31.2 kDa. Due to glycosylation, the protein migrates to 40-50 kDa based on Tris-Bis PAGE result.
UniProt:	Q14314

Application Details

Restrictions:	For Research Use only
---------------	-----------------------

Handling

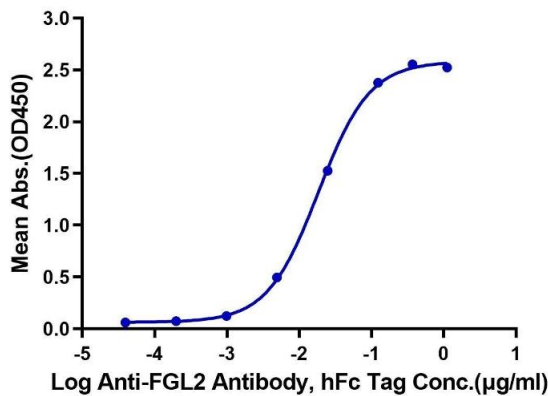
Format:	Lyophilized
Reconstitution:	Centrifuge the tube before opening. Reconstituting to a concentration more than 100 µg/mL is recommended. Dissolve the lyophilized protein in distilled water.
Buffer:	Lyophilized from 0.22µm filtered solution in PBS (pH 7.4). Normally 8 % trehalose is added as protectant before lyophilization.
Storage:	-20 °C,-80 °C
Storage Comment:	-20 to -80°C for 12 months as supplied from date of receipt.,-80°C for 3-6 months after reconstitution.,2-8°C for 2-7 days after reconstitution.,Recommend to aliquot the protein into smaller quantities for optimal storage. Please minimize freeze-thaw cycles.
Expiry Date:	12 months



SDS-PAGE

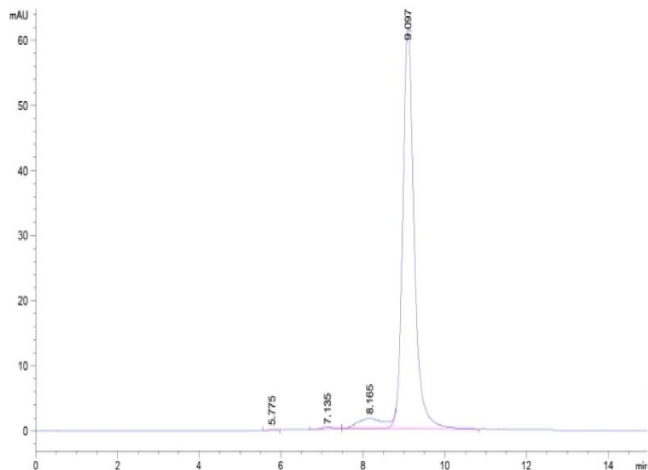
Image 1. Human FGL2 on Tris-Bis PAGE under reduced condition. The purity is greater than 95 % .

Human FGL2, His Tag ELISA
0.05µg Human FGL2, His Tag Per Well



ELISA

Image 2. Immobilized Human FGL2, His Tag at 0.5 µg/mL (100 µL/well) on the plate. Dose response curve for Anti-FGL2 Antibody, hFc Tag with the EC50 of 18.5 ng/mL determined by ELISA.



Size-exclusion chromatography-High Pressure Liquid Chromatography

Image 3. The purity of Human FGL2 is greater than 90 % as determined by SEC-HPLC.