

Datasheet for ABIN7274705

**GARP & Latent TGF beta 1 Complex (AA 20-628) protein (His-Avi Tag)**[Go to Product page](#)**5** Images

## Overview

Quantity:	100 µg
Target:	GARP & Latent TGF beta 1 Complex
Protein Characteristics:	AA 20-628
Origin:	Human
Source:	HEK-293 Cells
Protein Type:	Recombinant
Purification tag / Conjugate:	His-Avi Tag

## Product Details

Purpose:	Human GARP & Latent TGF Beta 1 Complex Protein
Sequence:	His20-Leu628 (GARP) & Leu30-Ser390 (Latent TGF beta 1)
Specificity:	Uni-Prot: Q14392 (GARP), P01137 (Latent TGF beta 1)
Characteristics:	Recombinant Human GARP & Latent TGF Beta 1 Complex Protein is expressed from HEK293 with His tag and Avi tag at the C-Terminus. It contains His20-Leu628(GARP) & Leu30-Ser390(Latent TGF beta 1).
Purity:	> 95 % as determined by Tris-Bis PAGE, > 95 % as determined by HPLC
Sterility:	0.22 µm filtered
Endotoxin Level:	Less than 1EU per µg by the LAL method.
Biological Activity Comment:	Immobilized Human GARP&Latent TGF Beta 1 Complex at 5µg/ml (100µl/Well) on the plate. Dose response curve for Anti-GARP&Latent TGF Beta 1 Antibody, hFc Tag with the EC50 of

## Product Details

---

9.3ng/ml determined by ELISA. See testing image for detail.

## Target Details

---

Target:	GARP & Latent TGF beta 1 Complex
Background:	GARP&Latent TGF Beta is a complex found on surface of many types of cells. In Tregs, GARP is involved in TCR-mediated activation of Latent TGF- $\beta$ and thus promoting secretion and activation of TGF- $\beta$ . Integrin $\alpha\beta 8$ on the surface of immune cells and other cells recognizes RGD in LAP, resulting in the release of mature TGF- $\beta$ from the TGF- $\beta$ &GARP complex.
Molecular Weight:	70.3 kDa (GARP)&41.4 kDa (Latent TGF beta 1). Due to glycosylation, the protein migrates to 72-80 kDa (GARP)&13 kDa&42-50 kDa (Latent TGF beta 1) based on Tris-Bis PAGE result.
UniProt:	<a href="#">Q14392</a>

## Application Details

---

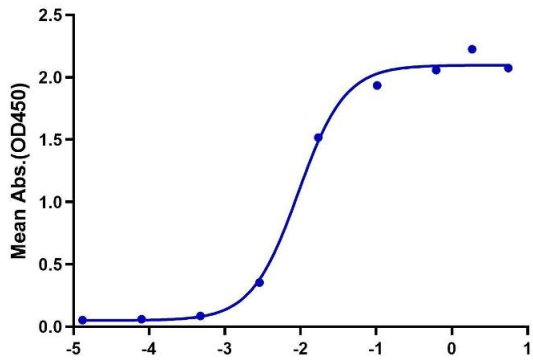
Restrictions:	For Research Use only
---------------	-----------------------

## Handling

---

Format:	Lyophilized
Reconstitution:	Centrifuge the tube before opening. Reconstituting to a concentration more than 100 $\mu\text{g}/\text{mL}$ is recommended. Dissolve the lyophilized protein in distilled water.
Buffer:	Lyophilized from 0.22 $\mu\text{m}$ filtered solution in PBS ( pH 7.4). Normally 8 % trehalose is added as protectant before lyophilization.
Storage:	-20 °C,-80 °C
Storage Comment:	-20 to -80°C for 12 months as supplied from date of receipt., -80°C for 3-6 months after reconstitution., 2-8°C for 2-7 days after reconstitution., Recommend to aliquot the protein into smaller quantities for optimal storage. Please minimize freeze-thaw cycles.
Expiry Date:	12 months

**Human GARP&Latent TGF Beta 1 Complex, His Tag ELISA**  
0.5µg Human GARP&Latent TGF Beta 1 Complex, His Tag Per Well

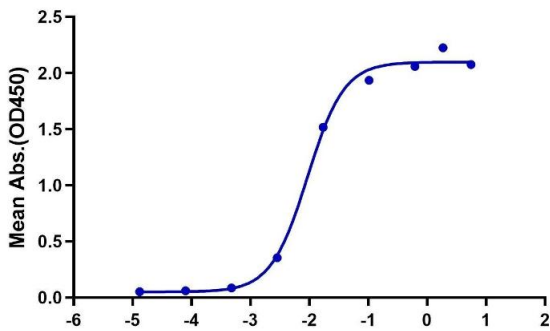


Log Anti-GARP&Latent TGF Beta 1 Antibody, hFc Tag Conc.(µg/ml)

**ELISA**

**Image 1.** Immobilized Human GARP&Latent TGF Beta 1 Complex at 5 µg/mL (100 µL/Well) on the plate. Dose response curve for Anti-GARP&Latent TGF Beta 1 Antibody, hFc Tag with the EC50 of 9.3 ng/mL determined by ELISA.

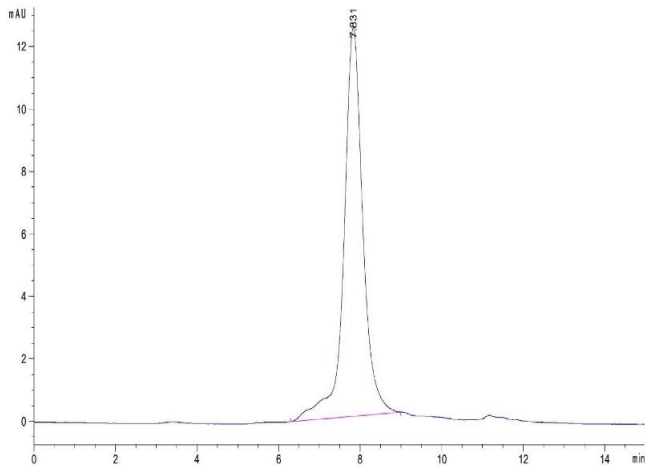
**Human GARP&Latent TGF Beta Complex, His Tag ELISA**  
0.5µg Human GARP&Latent TGF Beta Complex, His Tag Per Well



Log Anti-GARP&Latent TGF Beta Antibody, hFc Tag Conc.(µg/ml)

**ELISA**

**Image 2.** Immobilized Human GARP&Latent TGF Beta Complex at 5 µg/mL (100 µL/Well) on the plate. Dose response curve for Anti-GARP&Latent TGF Beta Antibody, hFc Tag with the EC50 of 9.3 ng/mL determined by ELISA.



**Size-exclusion chromatography-High Pressure Liquid Chromatography**

**Image 3.** The purity of Human GARP&Latent TGF Beta Complex is greater than 95 % as determined by SEC-HPLC.

Please check the [product details page](#) for more images. Overall 5 images are available for ABIN7274705.