

Datasheet for ABIN7274742

GFRA3 Protein (AA 32-382) (His tag)

5 Images

[Go to Product page](#)

Overview

Quantity:	100 µg
Target:	GFRA3
Protein Characteristics:	AA 32-382
Origin:	Human
Source:	HEK-293 Cells
Protein Type:	Recombinant
Purification tag / Conjugate:	This GFRA3 protein is labelled with His tag.

Product Details

Purpose:	Human GFRA3 Protein
Sequence:	Asp32-Trp382
Characteristics:	Recombinant Human GFRA3 Protein is expressed from HEK293 with His tag at the C-Terminus. It contains Asp32-Trp382.
Purity:	> 95 % as determined by Tris-Bis PAGE, > 95 % as determined by HPLC
Sterility:	0.22 µm filtered
Endotoxin Level:	Less than 1EU per µg by the LAL method.
Biological Activity Comment:	Immobilized Human GFRA3, His Tag at 0.2µg/ml (100µl/well) on the plate. Dose response curve for Anti-GFRA3 Antibody, hFc Tag with the EC50 of 7.3ng/ml determined by ELISA. See testing image for detail.

Target Details

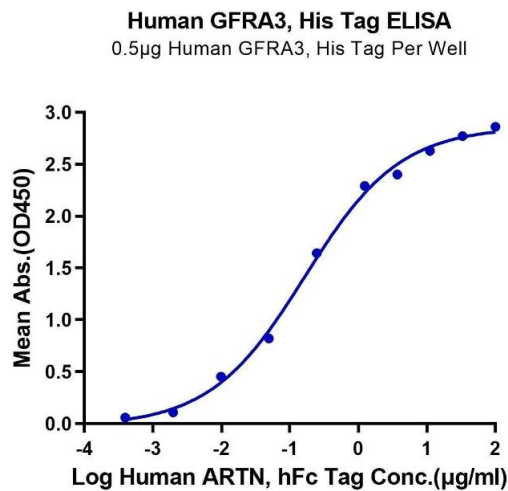
Target:	GFRA3
Alternative Name:	GFRA3 (GFRA3 Products)
Background:	GNDF (glial-cell-line derived neurotrophic factor) is a potent neurotrophic factor for dopaminergic neurons. Neuropsychiatric diseases and their treatments are associated with alterations in the levels of both GDNF and its receptor family (GDNF family receptor alpha or GFRA). GFRA1, GFRA2 and GFRA3 are located in chromosomal regions with suggestive linkage to schizophrenia.
Molecular Weight:	40.3 kDa. Due to glycosylation, the protein migrates to 50-55 kDa based on Tris-Bis PAGE result.

Application Details

Restrictions:	For Research Use only
---------------	-----------------------

Handling

Format:	Lyophilized
Reconstitution:	Centrifuge the tube before opening. Reconstituting to a concentration more than 100 µg/mL is recommended. Dissolve the lyophilized protein in distilled water.
Buffer:	Lyophilized from 0.22µm filtered solution in PBS (pH 7.4). Normally 8 % trehalose is added as protectant before lyophilization.
Storage:	-20 °C,-80 °C
Storage Comment:	-20 to -80°C for 12 months as supplied from date of receipt.,-80°C for 3-6 months after reconstitution.,2-8°C for 2-7 days after reconstitution.,Recommend to aliquot the protein into smaller quantities for optimal storage. Please minimize freeze-thaw cycles.
Expiry Date:	12 months

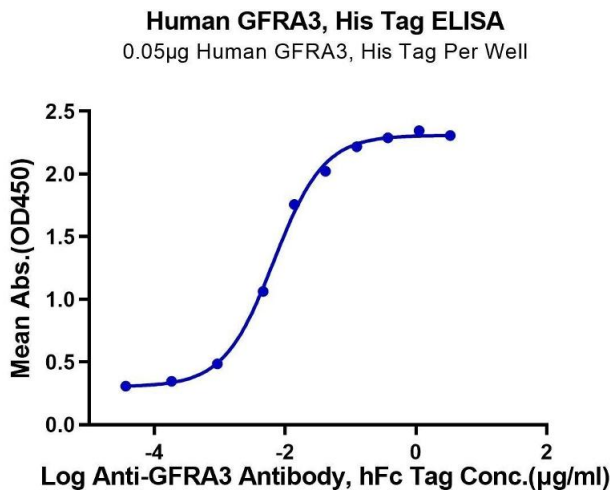
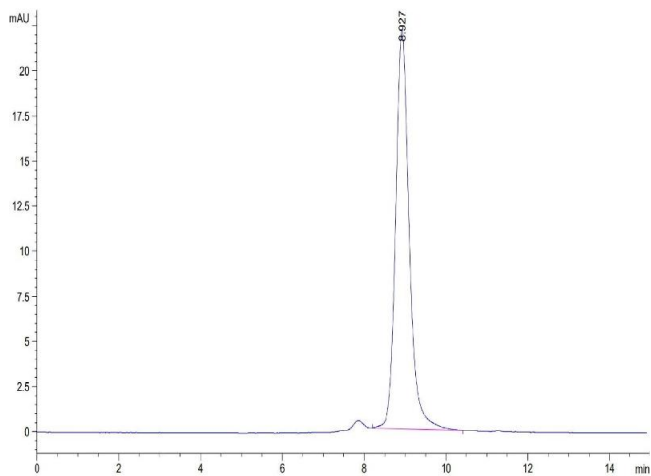


ELISA

Image 1. Immobilized Human GFRA3, His Tag at 0.2 µg/mL (100 µL/well) on the plate. Dose response curve for Anti-GFRA3 Antibody, hFc Tag with the EC50 of 7.3 ng/mL determined by ELISA.

Size-exclusion chromatography-High Pressure Liquid Chromatography

Image 2. The purity of Human GFRA3 is greater than 95 % as determined by SEC-HPLC.



ELISA

Image 3. Immobilized Human GFRA3, His Tag at 0.5 µg/mL (100 µL/Well) on the plate. Dose response curve for Anti-GFRA3 Antibody, hFc Tag with the EC50 6.7 ng/mL determined by ELISA.

Please check the [product details page](#) for more images. Overall 5 images are available for ABIN7274742.