

Datasheet for ABIN7274778

SARS-CoV-2 Spike S1 Protein (P.1 - gamma) (His tag)[Go to Product page](#)**3** Images

Overview

Quantity:	100 µg
Target:	SARS-CoV-2 Spike S1
Protein Characteristics:	P.1 - gamma
Origin:	SARS Coronavirus-2 (SARS-CoV-2)
Source:	HEK-293 Cells
Protein Type:	Recombinant
Purification tag / Conjugate:	This SARS-CoV-2 Spike S1 protein is labelled with His tag.

Product Details

Purpose:	SARS-CoV-2 Spike S1 (Gamma P.1/P.1.1/P.1.2) Protein
Sequence:	Gln14-Arg683 (L18F, T20N, P26S, D138Y, R190S, K417T, E484K, N501Y, D614G, H655Y)
Characteristics:	Recombinant SARS-CoV-2 Spike S1 (Gamma P.1/P.1.1/P.1.2) Protein is expressed from HEK293 with His tag at the C-Terminus. It contains Gln14-Arg683(L18F, T20N, P26S, D138Y, R190S, K417T, E484K, N501Y, D614G, H655Y).
Purity:	> 95 % as determined by Tris-Bis PAGE, > 95 % as determined by HPLC
Sterility:	0.22 µm filtered
Endotoxin Level:	Less than 1EU per µg by the LAL method.
Biological Activity Comment:	Immobilized SARS-CoV-2 Spike S1 (Gamma P.1/P.1.1/P.1.2) , His Tag at 1µg/ml (100µl/Well) on the plate. Dose response curve for Human ACE2, hFc Tag with the EC50 of 31.1ng/ml determined by ELISA. See testing image for detail.

Target Details

Target:	SARS-CoV-2 Spike S1
Abstract:	SARS-CoV-2 Spike S1 Products
Target Type:	Viral Protein
Background:	The spike protein (S) of coronavirus (CoV) attaches the virus to its cellular receptor, angiotensin-converting enzyme 2 (ACE2). A defined receptor-binding domain (RBD) on S mediates this interaction. The S protein plays key parts in the induction of neutralizing-antibody and T-cell responses, as well as protective immunity.
Molecular Weight:	76.11 kDa. Due to glycosylation, the protein migrates to 100-130 kDa based on Tris-Bis PAGE result.

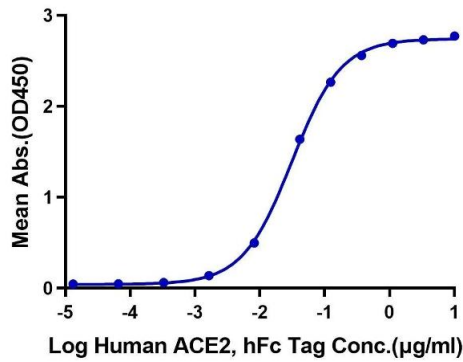
Application Details

Restrictions:	For Research Use only
---------------	-----------------------

Handling

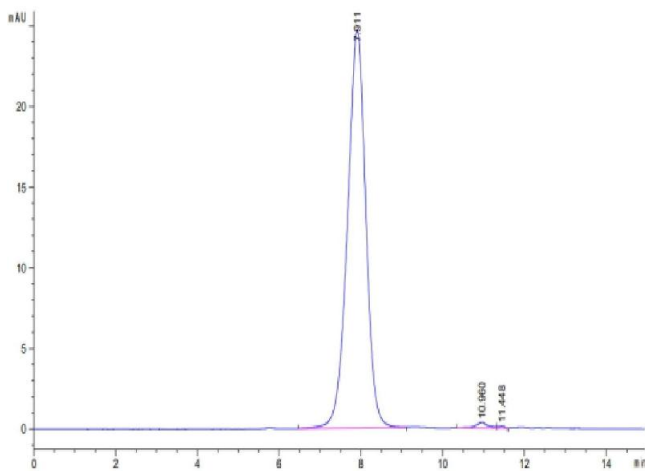
Format:	Lyophilized
Reconstitution:	Centrifuge the tube before opening. Reconstituting to a concentration more than 100 µg/mL is recommended. Dissolve the lyophilized protein in distilled water.
Buffer:	Lyophilized from 0.22µm filtered solution in PBS (pH 7.4). Normally 8 % trehalose is added as protectant before lyophilization.
Storage:	-20 °C,-80 °C
Storage Comment:	-20 to -80°C for 12 months as supplied from date of receipt.,-80°C for 3-6 months after reconstitution.,2-8°C for 2-7 days after reconstitution.,Recommend to aliquot the protein into smaller quantities for optimal storage. Please minimize freeze-thaw cycles.
Expiry Date:	12 months

SARS-CoV-2 Spike S1 (Gamma P.1/P.1.1/P.1.2), His Tag ELISA
 0.1µg SARS-CoV-2 Spike S1 (Gamma P.1/P.1.1/P.1.2), His Tag Per Well



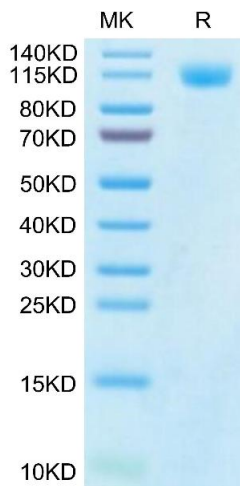
ELISA

Image 1. Immobilized SARS-CoV-2 Spike S1 (Gamma P.1/P.1.1/P.1.2) , His Tag at 1 µg/mL (100 µL/Well) on the plate. Dose response curve for Human ACE2, hFc Tag with the EC50 of 31.1 ng/mL determined by ELISA.



Size-exclusion chromatography-High Pressure Liquid Chromatography

Image 2. The purity of SARS-CoV-2 Spike S1 (Gamma P.1/P.1.1/P.1.2) is greater than 95 % as determined by SEC-HPLC.



SDS-PAGE

Image 3. SARS-CoV-2 Spike S1 (Gamma P.1/P.1.1/P.1.2) on Tris-Bis PAGE under reduced condition. The purity is greater than 95 % .