

Datasheet for ABIN7274788

TNFRSF18 Protein (AA 26-161) (His-Avi Tag,Biotin)**3** Images[Go to Product page](#)

Overview

Quantity:	100 µg
Target:	TNFRSF18
Protein Characteristics:	AA 26-161
Origin:	Human
Source:	HEK-293 Cells
Protein Type:	Recombinant
Purification tag / Conjugate:	This TNFRSF18 protein is labelled with His-Avi Tag,Biotin.

Product Details

Purpose:	Biotinylated Human GITR/TNFRSF18 Protein
Sequence:	Gln26-Glu161
Characteristics:	Recombinant Biotinylated Human GITR/TNFRSF18 Protein is expressed from HEK293 with His tag and Avi tag at the C-Terminus.It contains Gln26-Glu161.
Purity:	> 95 % as determined by Tris-Bis PAGE,> 95 % as determined by HPLC
Sterility:	0.22 µm filtered
Endotoxin Level:	Less than 1EU per µg by the LAL method.
Biological Activity Comment:	Immobilized Human GITR Ligand Trimer, hFc Tag at 5µg/ml (100µl/well) on the plate. Dose response curve for Biotinylated Human GITR, His Tag with the EC50 of 0.14µg/ml determined by ELISA. See testing image for detail.

Target Details

Target:	TNFRSF18
Alternative Name:	GITR (TNFRSF18 Products)
Background:	GITR (glucocorticoid-induced tumor necrosis factor receptor), also known as AITR and TNFRSF18, is a 40 kDa transmembrane glycoprotein that functions in immune regulation. GIRT is a receptor for TNFSF18. Seems to be involved in interactions between activated T-lymphocytes and endothelial cells and in the regulation of T-cell receptor-mediated cell death. Mediated NF-kappa-B activation via the TRAF2/NIK pathway.
Molecular Weight:	17.2 kDa. Due to glycosylation, the protein migrates to 26-28 kDa based on Tris-Bis PAGE result.
Pathways:	Cancer Immune Checkpoints

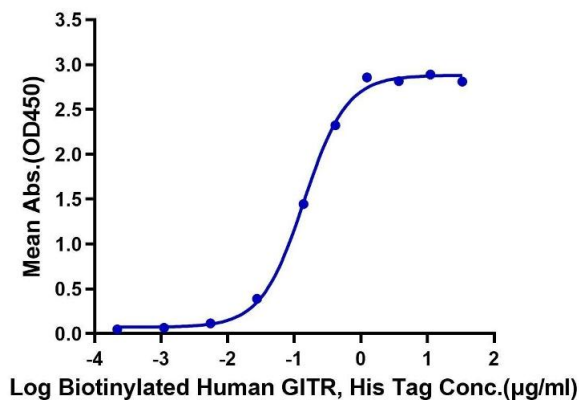
Application Details

Restrictions:	For Research Use only
---------------	-----------------------

Handling

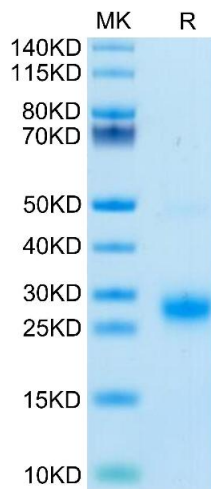
Format:	Lyophilized
Reconstitution:	Centrifuge the tube before opening. Reconstituting to a concentration more than 100 µg/mL is recommended. Dissolve the lyophilized protein in distilled water.
Buffer:	Lyophilized from 0.22µm filtered solution in PBS (pH 7.4). Normally 8 % trehalose is added as protectant before lyophilization.
Storage:	-20 °C,-80 °C
Storage Comment:	-20 to -80°C for 12 months as supplied from date of receipt.,-80°C for 3-6 months after reconstitution.,2-8°C for 2-7 days after reconstitution.,Recommend to aliquot the protein into smaller quantities for optimal storage. Please minimize freeze-thaw cycles.
Expiry Date:	12 months

Biotinylated Human GITR, His Tag ELISA
0.5µg Human GITR Ligand Trimer, hFc Tag Per Well



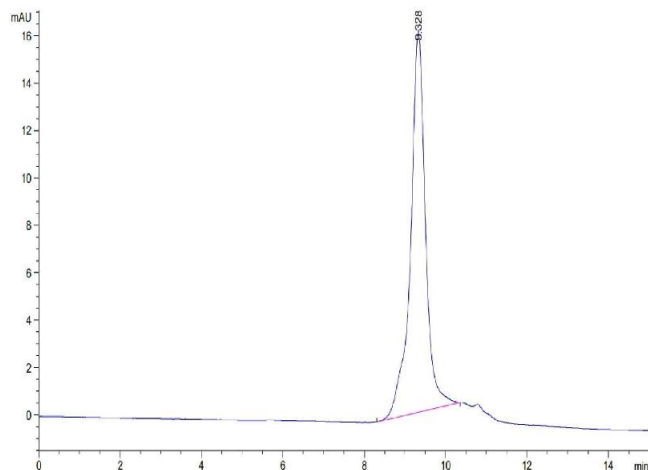
ELISA

Image 1. Immobilized Human GITR Ligand Trimer, hFc Tag at 5 µg/mL (100 µL/well) on the plate. Dose response curve for Biotinylated Human GITR, His Tag with the EC50 of 0.14 µg/mL determined by ELISA.



SDS-PAGE

Image 2. Biotinylated Human GITR on Tris-Bis PAGE under reduced condition. The purity is greater than 95 % .



Size-exclusion chromatography-High Pressure Liquid Chromatography

Image 3. The purity of Biotinylated Human GITR is greater than 95 % as determined by SEC-HPLC.