

Datasheet for ABIN7274943

**IL3RA Protein (AA 19-305) (His tag)****4** Images[Go to Product page](#)

## Overview

Quantity:	100 µg
Target:	IL3RA
Protein Characteristics:	AA 19-305
Origin:	Human
Source:	HEK-293 Cells
Protein Type:	Recombinant
Purification tag / Conjugate:	This IL3RA protein is labelled with His tag.

## Product Details

Purpose:	Human IL-3 R alpha/CD123 Protein
Sequence:	Thr19-Arg305
Characteristics:	Recombinant Human IL-3 R alpha/CD123 Protein is expressed from HEK293 with His tag at the C-Terminus. It contains Thr19-Arg305.
Purity:	> 95 % as determined by Tris-Bis PAGE
Sterility:	0.22 µm filtered
Endotoxin Level:	Less than 1EU per µg by the LAL method.
Biological Activity Comment:	Immobilized Human IL-3 R alpha, His Tag at 0.5µg/ml (100µl/Well) on the plate. Dose response curve for Anti-IL-3 R alpha Antibody, hFc Tag with the EC50 of 13.2ng/ml determined by ELISA. The affinity constant of 0.276 µM as determined in SPR assay (Biacore T200). See testing image for detail.

## Target Details

Target:	IL3RA
Alternative Name:	IL-3 R alpha ( <a href="#">IL3RA Products</a> )
Background:	Interleukin-3 receptor subunit alpha, also known as IL-3 receptor subunit alpha, IL-3R-alpha, CD123, and IL3RA, is a single-pass type I membrane protein which belongs to the type I cytokine receptor family and Type 5 subfamily. The specific alpha subunit of the interleukin-3 receptor (IL-3Ralpha, CD123) is strongly expressed in various leukemic blasts and leukemic stem cells and seems to be an excellent target for the therapy of leukemias.
Molecular Weight:	33.9 kDa. Due to glycosylation, the protein migrates to 60-70 kDa based on Tris-Bis PAGE result.
Pathways:	<a href="#">JAK-STAT Signaling</a>

## Application Details

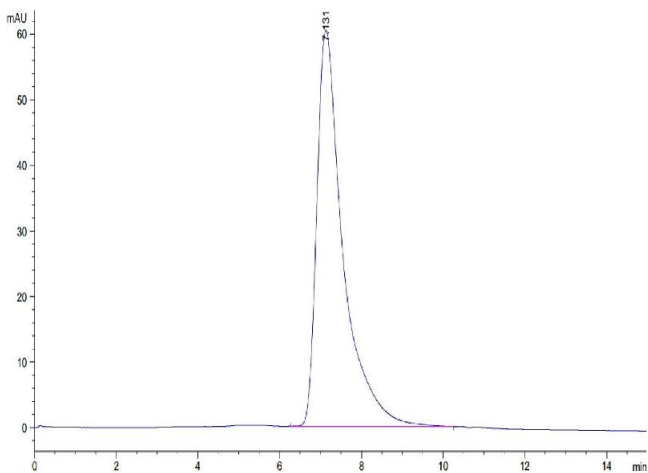
Restrictions:	For Research Use only
---------------	-----------------------

## Handling

Format:	Lyophilized
Reconstitution:	Centrifuge the tube before opening. Reconstituting to a concentration more than 100 µg/mL is recommended. Dissolve the lyophilized protein in distilled water.
Buffer:	Lyophilized from 0.22µm filtered solution in PBS ( pH 7.4). Normally 8 % trehalose is added as protectant before lyophilization.
Storage:	-20 °C,-80 °C
Storage Comment:	-20 to -80°C for 12 months as supplied from date of receipt., -80°C for 3-6 months after reconstitution., 2-8°C for 2-7 days after reconstitution., Recommend to aliquot the protein into smaller quantities for optimal storage. Please minimize freeze-thaw cycles.
Expiry Date:	12 months

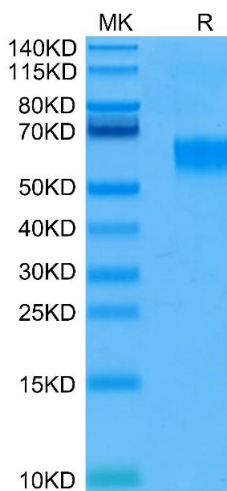
Size-exclusion chromatography-High Pressure Liquid Chromatography

**Image 1.** The purity of Human IL-3 R alpha is greater than 95 % as determined by SEC-HPLC.



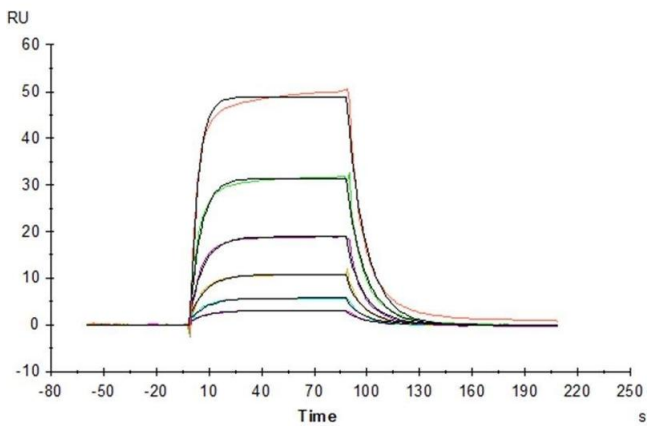
SDS-PAGE

**Image 2.** Human IL-3 R alpha on Tris-Bis PAGE under reduced condition. The purity is greater than 95 % .



Surface Plasmon Resonance

**Image 3.** Human IL-3, hFc Tag captured on CM5 Chip via Protein A can bind Human IL-3 R alpha, His Tag with an affinity constant of 0.276  $\mu$ M as determined in SPR assay (Biacore T200).



Please check the [product details page](#) for more images. Overall 4 images are available for ABIN7274943.