

Datasheet for ABIN7274948

IL-4 Protein (AA 25-153) (His tag)**3** Images[Go to Product page](#)

Overview

Quantity:	100 µg
Target:	IL-4 (IL4)
Protein Characteristics:	AA 25-153
Origin:	Cynomolgus
Source:	HEK-293 Cells
Protein Type:	Recombinant
Purification tag / Conjugate:	This IL-4 protein is labelled with His tag.

Product Details

Purpose:	Cynomolgus IL-4 Protein
Sequence:	His25-Ser153
Characteristics:	Recombinant Cynomolgus IL-4 Protein is expressed from HEK293 with His tag at the C-Terminus. It contains His25-Ser153.
Purity:	> 95 % as determined by Tris-Bis PAGE, > 95 % as determined by HPLC
Sterility:	0.22 µm filtered
Endotoxin Level:	Less than 1EU per µg by the LAL method.
Biological Activity Comment:	The affinity constant of 13.48 nM as determined in SPR assay (Biacore T200). See testing image for detail.

Target Details

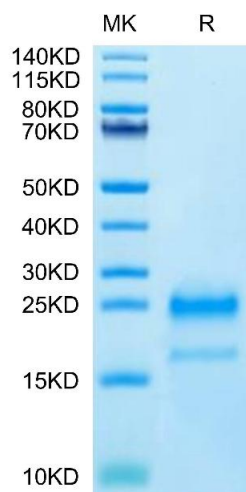
Target:	IL-4 (IL4)
Alternative Name:	IL-4 (IL4 Products)
Background:	Interleukin-4, also known as IL4, is a secreted protein which belongs to the IL-4 / IL-13 family. Interleukin-4 / IL4 has many biological roles, including the stimulation of activated B-cell and T-cell proliferation. In the presence of IL-4 and IL-13, cytokines that are produced in a Th-2 type response, particularly during allergy and parasitic infections, macrophages become differentially activated, And this cytokine is a ligand for interleukin 4 receptor. .
Molecular Weight:	16.03 kDa. Due to glycosylation, the protein migrates to 23-28 kDa based on Tris-Bis PAGE result.
Pathways:	JAK-STAT Signaling , Regulation of Leukocyte Mediated Immunity , Positive Regulation of Immune Effector Process , Production of Molecular Mediator of Immune Response , Proton Transport , Activated T Cell Proliferation

Application Details

Restrictions:	For Research Use only
---------------	-----------------------

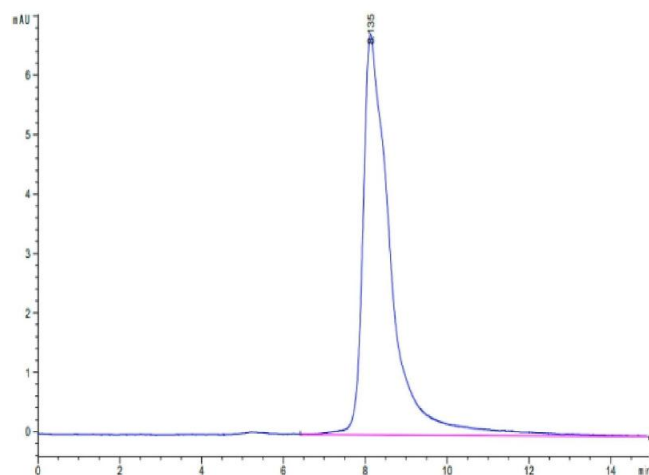
Handling

Format:	Lyophilized
Reconstitution:	Centrifuge the tube before opening. Reconstituting to a concentration more than 100 µg/mL is recommended. Dissolve the lyophilized protein in distilled water.
Buffer:	Lyophilized from 0.22µm filtered solution in PBS (pH 7.4). Normally 8 % trehalose is added as protectant before lyophilization.
Storage:	-20 °C,-80 °C
Storage Comment:	-20 to -80°C for 12 months as supplied from date of receipt.,-80°C for 3-6 months after reconstitution.,2-8°C for 2-7 days after reconstitution.,Recommend to aliquot the protein into smaller quantities for optimal storage. Please minimize freeze-thaw cycles.
Expiry Date:	12 months



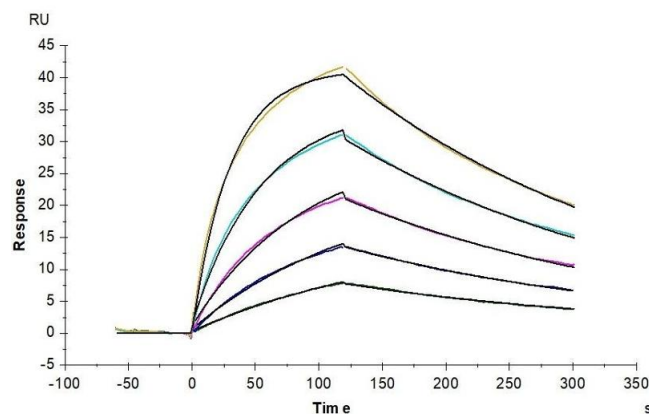
SDS-PAGE

Image 1. Cynomolgus IL-4 on Tris-Bis PAGE under reduced condition. The purity is greater than 95 % .



Size-exclusion chromatography-High Pressure Liquid Chromatography

Image 2. The purity of Cynomolgus IL-4 is greater than 95 % as determined by SEC-HPLC.



Surface Plasmon Resonance

Image 3. Cynomolgus IL-4, His Tag immobilized on CM5 Chip can bind Cynomolgus IL-4 R alpha, His Tag with an affinity constant of 13.48 nM as determined in SPR assay (Biacore T200).