Datasheet for ABIN7274967

IL7R Protein (AA 21-239) (Fc Tag)

Go to Product page

3 Images

Overview

Quantity:	100 µg
Target:	IL7R
Protein Characteristics:	AA 21-239
Origin:	Mouse
Source:	HEK-293 Cells
Protein Type:	Recombinant
Purification tag / Conjugate:	This IL7R protein is labelled with Fc Tag.

Product Details

Purpose:	Mouse IL-7R alpha/CD127 Protein
Sequence:	Glu21-Asp239
Characteristics:	Recombinant Mouse IL-7R alpha/CD127 Protein is expressed from HEK293 with hFc tag at the C-Terminus.It contains Glu21-Asp239.
Purity:	> 95 % as determined by Tris-Bis PAGE,> 95 % as determined by HPLC
Sterility:	0.22 µm filtered
Endotoxin Level:	Less than 1EU per µg by the LAL method.
Biological Activity Comment:	Immobilized Human IL-7, No Tag at 2µg/ml (100µl/well) on the plate. Dose response curve for Mouse IL-7R alpha, hFc Tag with the EC50 of 15.1ng/ml determined by ELISA. See testing image for detail.

Copyright antibodies-online. All rights reserved.

Target Details

Target:	IL7R
Alternative Name:	IL-7R alpha (IL7R Products)
Background:	Interleukin 7 (IL-7) and its receptor (IL-7R, a heterodimer of IL-7Rα and γc) are essential for normal lymphoid development. IL-7 and IL-7R activate three main pathways: STAT5, PI3K/Akt/mTOR and MEK/Erk, ultimately leading to the promotion of leukemia cell viability, cell cycle progression and growth.
Molecular Weight:	51.74 kDa. Due to glycosylation, the protein migrates to 60-70 kDa based on Tris-Bis PAGE result.
NCBI Accession:	NP_032398
Pathways:	JAK-STAT Signaling, Regulation of Leukocyte Mediated Immunity, Production of Molecular Mediator of Immune Response, Regulation of Cell Size

Application Details

Restrictions:	For Research Use only

Handling

Format:	Lyophilized
Reconstitution:	Centrifuge the tube before opening. Reconstituting to a concentration more than 100 µg/mL is recommended. Dissolve the lyophilized protein in distilled water.
Buffer:	Lyophilized from 0.22µm filtered solution in PBS (pH 7.4). Normally 8 % trehalose is added as protectant before lyophilization.
Storage:	-20 °C,-80 °C
Storage Comment:	-20 to -80°C for 12 months as supplied from date of receipt.,-80°C for 3-6 months after reconstitution.,2-8°C for 2-7 days after reconstitution.,Recommend to aliquot the protein into smaller quantities for optimal storage. Please minimize freeze-thaw cycles.
Expiry Date:	12 months

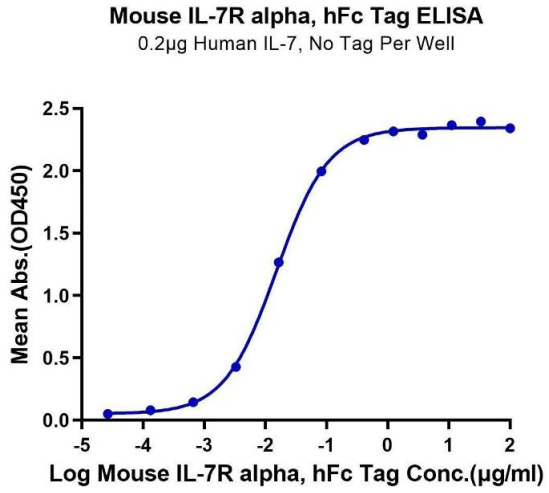

ELISA

Image 1. Immobilized Human IL-7, No Tag at 2 µg/mL (100 µL/well) on the plate. Dose response curve for Mouse IL-7R alpha, hFc Tag with the EC50 of 15.1 ng/mL determined by ELISA.

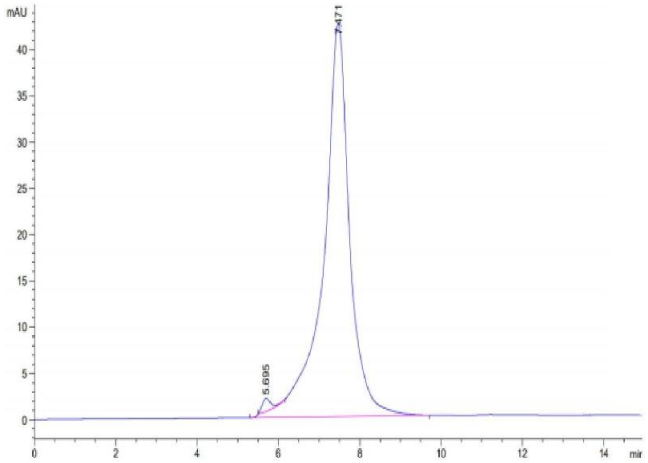

Size-exclusion chromatography-High Pressure Liquid Chromatography

Image 2. The purity of Mouse IL-7R alpha is greater than 95 % as determined by SEC-HPLC.

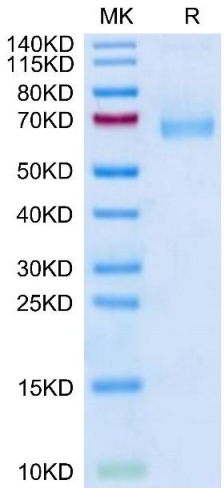

SDS-PAGE

Image 3. Mouse IL-7R alpha on Tris-Bis PAGE under reduced condition. The purity is greater than 95 % .