

Datasheet for ABIN7274971

IL18R1 Protein (AA 22-329) (His tag)**3** Images[Go to Product page](#)

Overview

Quantity:	100 µg
Target:	IL18R1
Protein Characteristics:	AA 22-329
Origin:	Cynomolgus
Source:	HEK-293 Cells
Protein Type:	Recombinant
Purification tag / Conjugate:	This IL18R1 protein is labelled with His tag.

Product Details

Purpose:	Cynomolgus IL-18 R1/CD218a Protein
Sequence:	Cys22-Gly329
Characteristics:	Recombinant Cynomolgus IL-18 R1/CD218a Protein is expressed from HEK293 with His tag at the C-Terminus. It contains Cys22-Gly329.
Purity:	> 95 % as determined by Tris-Bis PAGE, > 95 % as determined by HPLC
Sterility:	0.22 µm filtered
Endotoxin Level:	Less than 1EU per µg by the LAL method.
Biological Activity Comment:	The affinity constant of 2.02 nM as determined in SPR assay (Biacore T200). See testing image for detail.

Target Details

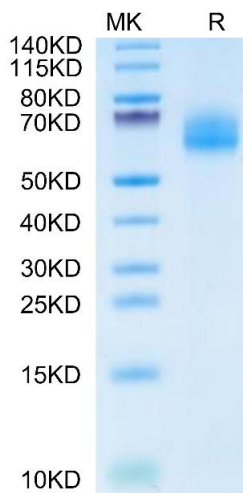
Target:	IL18R1
Alternative Name:	IL-18 R1 (IL18R1 Products)
Background:	Interleukin-18 (IL-18) is a member of the interleukin-1 family of cytokines produced constitutively by different cell types and by adipose tissue. Interleukin (IL)-18 was originally discovered as a factor that enhanced IFN- γ production from anti-CD3-stimulated Th1 cells, especially in the presence of IL-12. Upon stimulation with Ag plus IL-12, naive T cells develop into IL-18 receptor (IL-18R) expressing Th1 cells, which increase IFN- γ production in response to IL-18 stimulation.
Molecular Weight:	36.45 kDa. Due to glycosylation, the protein migrates to 60-70 kDa based on Tris-Bis PAGE result.
UniProt:	A0A2K5V3J9

Application Details

Restrictions:	For Research Use only
---------------	-----------------------

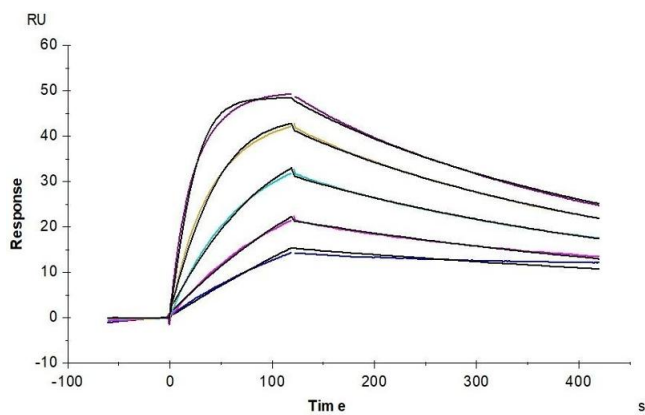
Handling

Format:	Lyophilized
Reconstitution:	Centrifuge the tube before opening. Reconstituting to a concentration more than 100 $\mu\text{g/mL}$ is recommended. Dissolve the lyophilized protein in distilled water.
Buffer:	Lyophilized from 0.22 μm filtered solution in PBS (pH 7.4). Normally 8 % trehalose is added as protectant before lyophilization.
Storage:	-20 $^{\circ}\text{C}$, -80 $^{\circ}\text{C}$
Storage Comment:	-20 to -80 $^{\circ}\text{C}$ for 12 months as supplied from date of receipt., -80 $^{\circ}\text{C}$ for 3-6 months after reconstitution., 2-8 $^{\circ}\text{C}$ for 2-7 days after reconstitution., Recommend to aliquot the protein into smaller quantities for optimal storage. Please minimize freeze-thaw cycles.
Expiry Date:	12 months



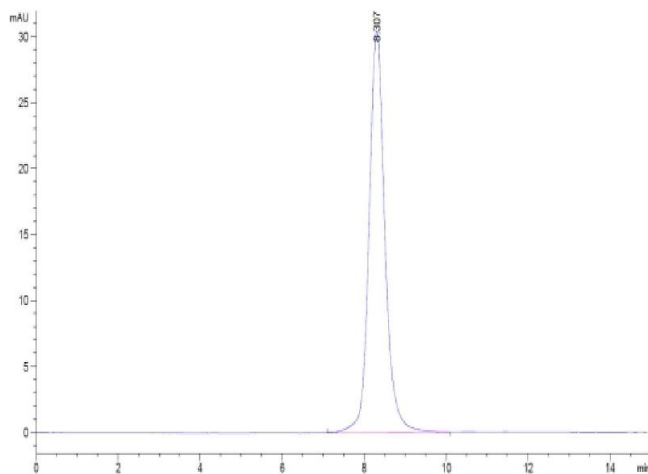
SDS-PAGE

Image 1. Cynomolgus IL-18 R1 on Tris-Bis PAGE under reduced condition. The purity is greater than 95 % .



Surface Plasmon Resonance

Image 2. Cynomolgus IL-18 R1, His Tag captured on CM5 Chip via anti-his antibody can bind Human IL-18, No Tag with an affinity constant of 2.02 nM as determined in SPR assay (Biacore T200).



Size-exclusion chromatography-High Pressure Liquid Chromatography

Image 3. The purity of Cynomolgus IL-18 R1 is greater than 95 % as determined by SEC-HPLC.