

Datasheet for ABIN7274979

**IL18R1 Protein (AA 19-329) (His-Avi Tag,Biotin)****3** Images[Go to Product page](#)

## Overview

Quantity:	100 µg
Target:	IL18R1
Protein Characteristics:	AA 19-329
Origin:	Human
Source:	HEK-293 Cells
Protein Type:	Recombinant
Purification tag / Conjugate:	This IL18R1 protein is labelled with His-Avi Tag,Biotin.

## Product Details

Purpose:	Biotinylated Human IL-18 R1/CD218a Protein
Sequence:	Ala19-Arg329
Characteristics:	Recombinant Biotinylated Human IL-18 R1/CD218a Protein is expressed from HEK293 with His tag and Avi tag at the C-Terminus.It contains Ala19-Arg329.
Purity:	> 95 % as determined by Tris-Bis PAGE,> 95 % as determined by HPLC
Sterility:	0.22 µm filtered
Endotoxin Level:	Less than 1EU per µg by the LAL method.
Biological Activity Comment:	The affinity constant of 1.4nM as determined in SPR assay (Biacore T200). See testing image for detail.

## Target Details

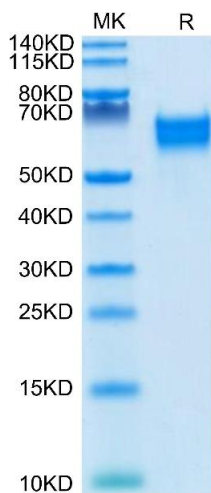
Target:	IL18R1
Alternative Name:	IL-18 R1 ( <a href="#">IL18R1 Products</a> )
Background:	Interleukin-18 (IL-18) is a member of the interleukin-1 family of cytokines produced constitutively by different cell types and by adipose tissue. Interleukin (IL)-18 was originally discovered as a factor that enhanced IFN- $\gamma$ production from anti-CD3-stimulated Th1 cells, especially in the presence of IL-12. Upon stimulation with Ag plus IL-12, naive T cells develop into IL-18 receptor (IL-18R) expressing Th1 cells, which increase IFN- $\gamma$ production in response to IL-18 stimulation.
Molecular Weight:	38.8 kDa. Due to glycosylation, the protein migrates to 60-70 kDa based on Tris-Bis PAGE result.

## Application Details

Restrictions:	For Research Use only
---------------	-----------------------

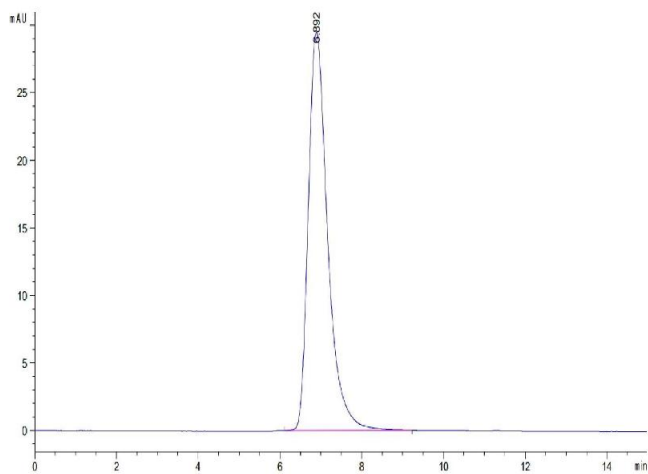
## Handling

Format:	Lyophilized
Reconstitution:	Centrifuge the tube before opening. Reconstituting to a concentration more than 100 $\mu$ g/mL is recommended. Dissolve the lyophilized protein in distilled water.
Buffer:	Lyophilized from 0.22 $\mu$ m filtered solution in PBS ( pH 7.4). Normally 8 % trehalose is added as protectant before lyophilization.
Storage:	-20 °C,-80 °C
Storage Comment:	-20 to -80°C for 12 months as supplied from date of receipt.,-80°C for 3-6 months after reconstitution.,2-8°C for 2-7 days after reconstitution.,Recommend to aliquot the protein into smaller quantities for optimal storage. Please minimize freeze-thaw cycles.
Expiry Date:	12 months



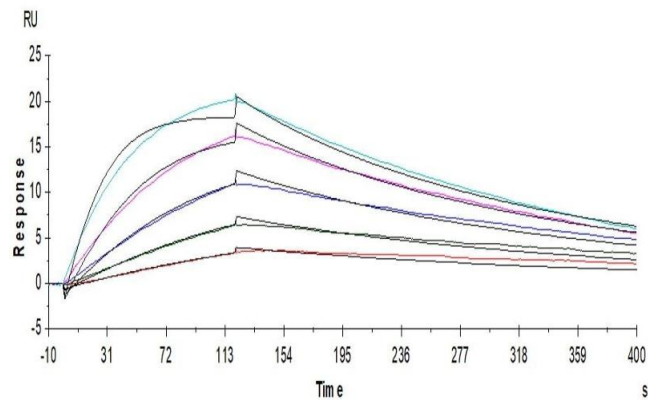
SDS-PAGE

**Image 1.** Biotinylated Human IL-18 R1/CD218a on Tris-Bis PAGE under reduced condition. The purity is greater than 95 % .



Size-exclusion chromatography-High Pressure Liquid Chromatography

**Image 2.** The purity of Biotinylated Human IL-18 R1/CD218a is greater than 95 % as determined by SEC-HPLC.



Surface Plasmon Resonance

**Image 3.** Biotinylated Human IL-18 R1, His Tag captured on CM5-SA Chip can bind Human IL-18, No Tag with an affinity constant of 1.4nM as determined in SPR assay (Biacore T200).