

Datasheet for ABIN7275012

IL11RA Protein (AA 24-370) (His tag)**3** Images[Go to Product page](#)

Overview

Quantity:	100 µg
Target:	IL11RA
Protein Characteristics:	AA 24-370
Origin:	Human
Source:	HEK-293 Cells
Protein Type:	Recombinant
Purification tag / Conjugate:	This IL11RA protein is labelled with His tag.

Product Details

Purpose:	Human IL-11R alpha Protein
Sequence:	Ser24-Ala370
Characteristics:	Recombinant Human IL-11R alpha Protein is expressed from HEK293 with His tag at the C-Terminus. It contains Ser24-Ala370.
Purity:	> 95 % as determined by Tris-Bis PAGE, > 95 % as determined by HPLC
Sterility:	0.22 µm filtered
Endotoxin Level:	Less than 1EU per µg by the LAL method.
Biological Activity Comment:	The affinity constant of 1.86 nM as determined in SPR assay (Biacore T200). See testing image for detail.

Target Details

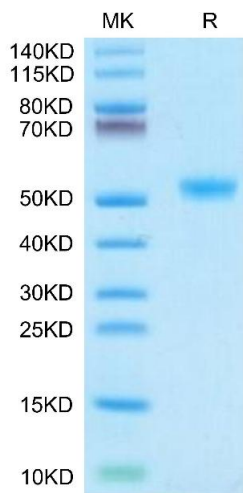
Target:	IL11RA
Alternative Name:	IL-11R alpha (IL11RA Products)
Background:	Abstract Interleukin-11 (IL-11) is a pleiotropic cytokine that belongs to gp130 family. IL-11 and its receptor, IL-11Ra, are expressed in human cancers, human cancer cells expressed a functional IL-11Ra subunit, which triggered signal transduction either by exogenous recombinant human IL-11 or by autocrine production of IL-11 in cells cultured under hypoxic conditions.
Molecular Weight:	38.8 kDa. Due to glycosylation, the protein migrates to 50-55 kDa based on Tris-Bis PAGE result.
Pathways:	JAK-STAT Signaling , Growth Factor Binding

Application Details

Restrictions:	For Research Use only
---------------	-----------------------

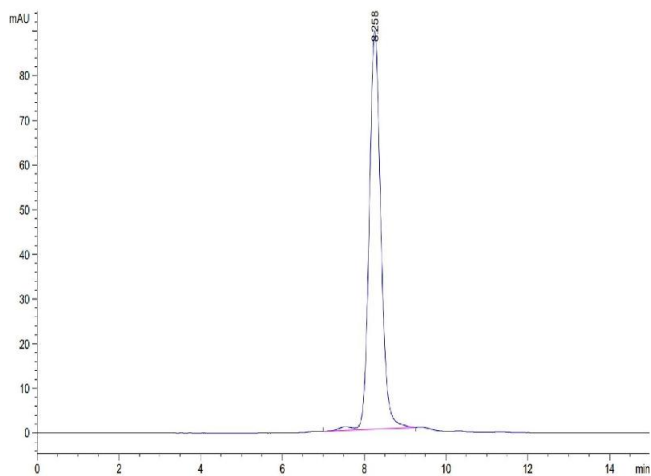
Handling

Format:	Lyophilized
Reconstitution:	Centrifuge the tube before opening. Reconstituting to a concentration more than 100 µg/mL is recommended. Dissolve the lyophilized protein in distilled water.
Buffer:	Lyophilized from 0.22µm filtered solution in PBS (pH 7.4). Normally 8 % trehalose is added as protectant before lyophilization.
Storage:	-20 °C, -80 °C
Storage Comment:	-20 to -80°C for 12 months as supplied from date of receipt., -80°C for 3-6 months after reconstitution., 2-8°C for 2-7 days after reconstitution., Recommend to aliquot the protein into smaller quantities for optimal storage. Please minimize freeze-thaw cycles.
Expiry Date:	12 months



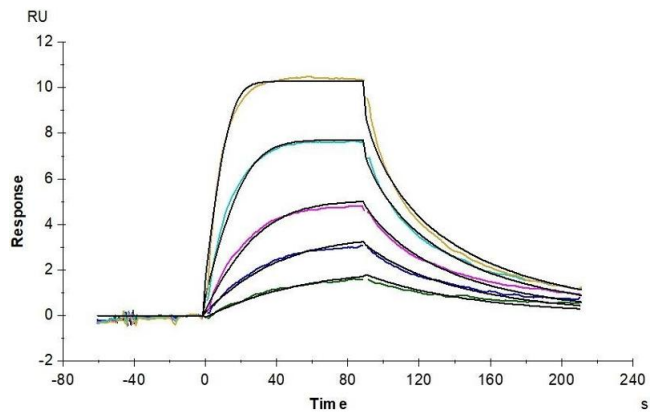
SDS-PAGE

Image 1. Human IL-11R alpha on Tris-Bis PAGE under reduced condition. The purity is greater than 95 % .



Size-exclusion chromatography-High Pressure Liquid Chromatography

Image 2. The purity of Human IL-11R alpha is greater than 95 % as determined by SEC-HPLC.



Surface Plasmon Resonance

Image 3. Human IL-11R alpha, His Tag immobilized on CM5 Chip can bind Human IL-11, His Tag with an affinity constant of 1.86 nM as determined in SPR assay (Biacore T200).