

Datasheet for ABIN7275015  
**IL23R Protein (AA 24-355) (His tag)**



[Go to Product page](#)

4 Images

## Overview

Quantity:	100 µg
Target:	IL23R
Protein Characteristics:	AA 24-355
Origin:	Human
Source:	HEK-293 Cells
Protein Type:	Recombinant
Purification tag / Conjugate:	This IL23R protein is labelled with His tag.

## Product Details

Purpose:	Human IL-23R Protein
Sequence:	Gly24-Gly355
Characteristics:	Recombinant Human IL-23R Protein is expressed from HEK293 with His tag at the C-Terminus. It contains Gly24-Gly355.
Purity:	> 95 % as determined by Tris-Bis PAGE, > 95 % as determined by HPLC
Sterility:	0.22 µm filtered
Endotoxin Level:	Less than 1EU per µg by the LAL method.
Biological Activity Comment:	Immobilized Human IL-23R, His Tag at 5µg/ml (100µl/well) on the plate. Dose response curve for Biotinylated Human IL-23 alpha&IL-12 beta, His Tag with the EC50 of 1.15µg/ml determined by ELISA. The affinity constant of 5.72 nM as determined in SPR assay (Biacore T200). See testing image for detail.

## Target Details

---

Target:	IL23R
Alternative Name:	IL-23R ( <a href="#">IL23R Products</a> )
Background:	Interleukin 23 (IL-23) is a heterodimeric cytokine composed of two disulfide-linked subunits, a p19 subunit that is unique to IL-23, and a p40 subunit that is shared with IL-12. The functional IL-23 receptor complex consists of two receptor subunits, the IL-12 receptor beta 1 subunit (IL-12 R beta 1) and the IL-23-specific receptor subunit (IL-23 R). This receptor associates with IL12RB1 to form the interleukin-23 receptor. Binds IL23 and mediates T-cells, NK cells and possibly certain macrophage/myeloid cells stimulation probably through activation of the Jak-Stat signaling cascade.
Molecular Weight:	39.15 kDa. Due to glycosylation, the protein migrates to 60-75 kDa based on Tris-Bis PAGE result.
Pathways:	<a href="#">Regulation of Leukocyte Mediated Immunity</a> , <a href="#">Positive Regulation of Immune Effector Process</a> , <a href="#">Activated T Cell Proliferation</a>

## Application Details

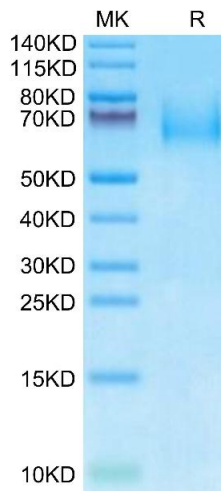
---

Restrictions:	For Research Use only
---------------	-----------------------

## Handling

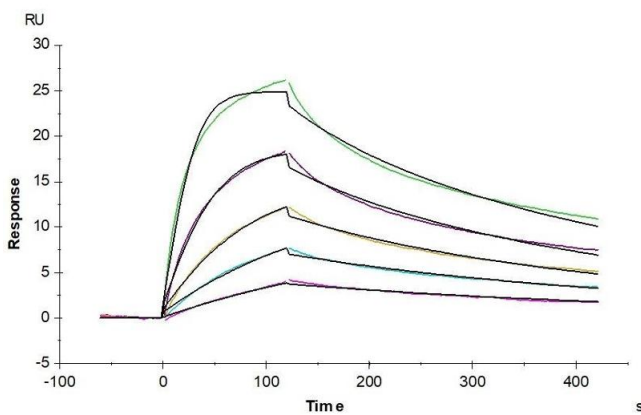
---

Format:	Lyophilized
Reconstitution:	Centrifuge the tube before opening. Reconstituting to a concentration more than 100 µg/mL is recommended. Dissolve the lyophilized protein in distilled water.
Buffer:	Lyophilized from 0.22µm filtered solution in PBS ( pH 7.4). Normally 8 % trehalose is added as protectant before lyophilization.
Storage:	-20 °C,-80 °C
Storage Comment:	-20 to -80°C for 12 months as supplied from date of receipt.,-80°C for 3-6 months after reconstitution.,2-8°C for 2-7 days after reconstitution.,Recommend to aliquot the protein into smaller quantities for optimal storage. Please minimize freeze-thaw cycles.
Expiry Date:	12 months



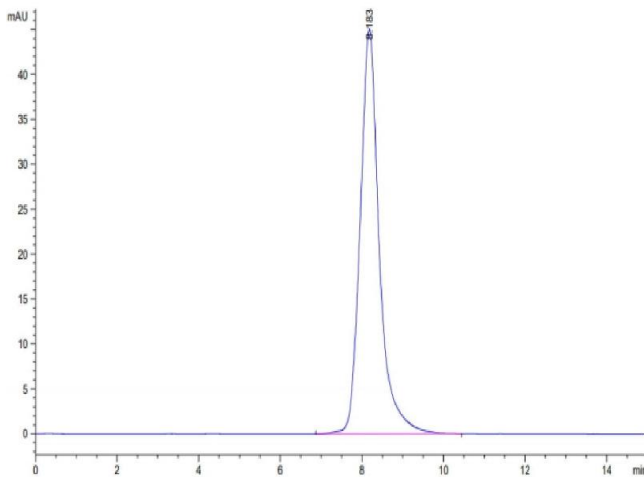
### SDS-PAGE

**Image 1.** Human IL-23R on Tris-Bis PAGE under reduced condition. The purity is greater than 95 % .



### Surface Plasmon Resonance

**Image 2.** Human IL-23R, His Tag immobilized on CM5 Chip can bind Human IL-23 alpha&IL-12 beta, His Tag with an affinity constant of 5.72 nM as determined in SPR assay (Biacore T200).



### Size-exclusion chromatography-High Pressure Liquid Chromatography

**Image 3.** The purity of Human IL-23R is greater than 95 % as determined by SEC-HPLC.

Please check the [product details page](#) for more images. Overall 4 images are available for ABIN7275015.