

Datasheet for ABIN7275045

IL22 Receptor alpha 1 Protein (AA 16-228) (Fc Tag)**3** Images[Go to Product page](#)

Overview

Quantity:	100 µg
Target:	IL22 Receptor alpha 1 (IL22RA1)
Protein Characteristics:	AA 16-228
Origin:	Mouse
Source:	HEK-293 Cells
Protein Type:	Recombinant
Purification tag / Conjugate:	This IL22 Receptor alpha 1 protein is labelled with Fc Tag.

Product Details

Purpose:	Mouse IL-22R alpha 1 Protein
Sequence:	His16-Ala228
Characteristics:	Recombinant Mouse IL-22R alpha 1 Protein is expressed from HEK293 with hFc tag at the C-Terminus. It contains His16-Ala228.
Purity:	> 95 % as determined by Tris-Bis PAGE, > 95 % as determined by HPLC
Sterility:	0.22 µm filtered
Endotoxin Level:	Less than 1EU per µg by the LAL method.
Biological Activity Comment:	Immobilized Mouse IL-22R alpha 1, hFc Tag at 5µg/ml (100µl/well) on the plate. Dose response curve for Biotinylated Mouse IL-22, His Tag with the EC50 of 0.23µg/ml determined by ELISA. See testing image for detail.

Target Details

Target:	IL22 Receptor alpha 1 (IL22RA1)
Alternative Name:	IL-22R alpha 1 (IL22RA1 Products)
Background:	Interleukin (IL)-22 is a member of the IL-10 family of cytokines and represents an important effector molecule of activated Th22, Th1, and Th17 cells, as well as Tc-cell subsets, gammadelta T cells, natural killer (NK), and NKT cells. IL-22 mediates its effects via a heterodimeric transmembrane receptor complex consisting of IL-22R1 and IL-10R2 and subsequent Janus kinase-signal transducers and activators of transcription (JAK-STAT) signaling pathways including Jak1, Tyk2, and STAT3.
Molecular Weight:	51.1 kDa. Due to glycosylation, the protein migrates to 65-68 kDa based on Tris-Bis PAGE result.
UniProt:	Q80XZ4

Application Details

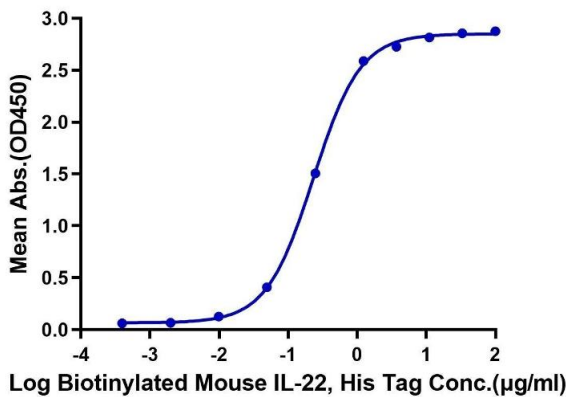
Restrictions:	For Research Use only
---------------	-----------------------

Handling

Format:	Lyophilized
Reconstitution:	Centrifuge the tube before opening. Reconstituting to a concentration more than 100 µg/mL is recommended. Dissolve the lyophilized protein in distilled water.
Buffer:	Lyophilized from 0.22µm filtered solution in PBS (pH 7.4). Normally 8 % trehalose is added as protectant before lyophilization.
Storage:	-20 °C,-80 °C
Storage Comment:	-20 to -80°C for 12 months as supplied from date of receipt.,-80°C for 3-6 months after reconstitution.,2-8°C for 2-7 days after reconstitution.,Recommend to aliquot the protein into smaller quantities for optimal storage. Please minimize freeze-thaw cycles.
Expiry Date:	12 months

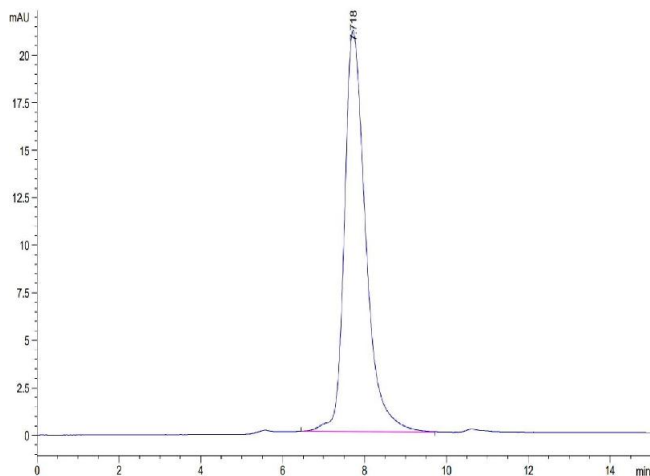
Mouse IL-22R alpha 1, hFc Tag ELISA

0.5µg Mouse IL-22R alpha 1, hFc Tag Per Well



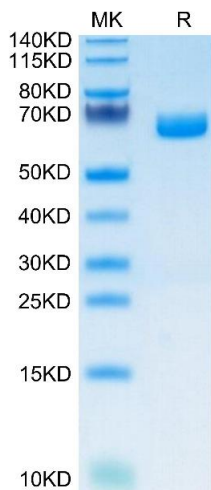
ELISA

Image 1. Immobilized Mouse IL-22R alpha 1, hFc Tag at 5 µg/mL (100 µL/well) on the plate. Dose response curve for Biotinylated Mouse IL-22, His Tag with the EC50 of 0.23 µg/mL determined by ELISA.



Size-exclusion chromatography-High Pressure Liquid Chromatography

Image 2. The purity of Mouse IL-22R alpha 1 is greater than 95 % as determined by SEC-HPLC.



SDS-PAGE

Image 3. Mouse IL-22R alpha 1 on Tris-Bis PAGE under reduced condition. The purity is greater than 95 % .