

Datasheet for ABIN7275113

LAG3 Protein (AA 23-434) (His tag)**7** Images[Go to Product page](#)

Overview

Quantity:	100 µg
Target:	LAG3
Protein Characteristics:	AA 23-434
Origin:	Human
Source:	HEK-293 Cells
Protein Type:	Recombinant
Purification tag / Conjugate:	This LAG3 protein is labelled with His tag.

Product Details

Purpose:	Human LAG3/CD223 Protein
Sequence:	Leu23-Gly434
Characteristics:	Recombinant Human LAG3/CD223 Protein is expressed from HEK293 with His tag at the C-Terminus. It contains Leu23-Gly434.
Purity:	> 95 % as determined by Tris-Bis PAGE, > 95 % as determined by HPLC
Sterility:	0.22 µm filtered
Endotoxin Level:	Less than 1EU per µg by the LAL method.
Biological Activity Comment:	Immobilized Human LAG3, His Tag at 0.5µg/ml (100µl/well) on the plate. Dose response curve for Anti-LAG3 Antibody, hFc Tag with the EC50 of 9.1ng/ml determined by ELISA. See testing image for detail.

Target Details

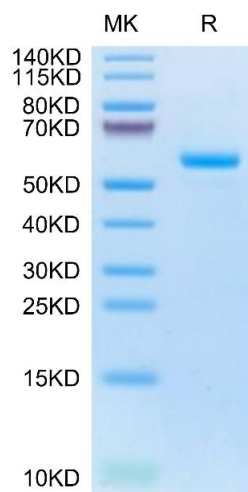
Target:	LAG3
Alternative Name:	LAG3 (LAG3 Products)
Background:	LAG-3, is a protein which in humans is encoded by the LAG3 gene, which is a cell surface molecule with diverse biologic effects on T cell function. It is an immune checkpoint receptor and as such is the target of various drug development programs by pharmaceutical companies seeking to develop new treatments for cancer and autoimmune disorders.
Molecular Weight:	45.5 kDa. Due to glycosylation, the protein migrates to 55-65 kDa based on Tris-Bis PAGE result.
Pathways:	Regulation of Leukocyte Mediated Immunity , Positive Regulation of Immune Effector Process , Cancer Immune Checkpoints

Application Details

Restrictions:	For Research Use only
---------------	-----------------------

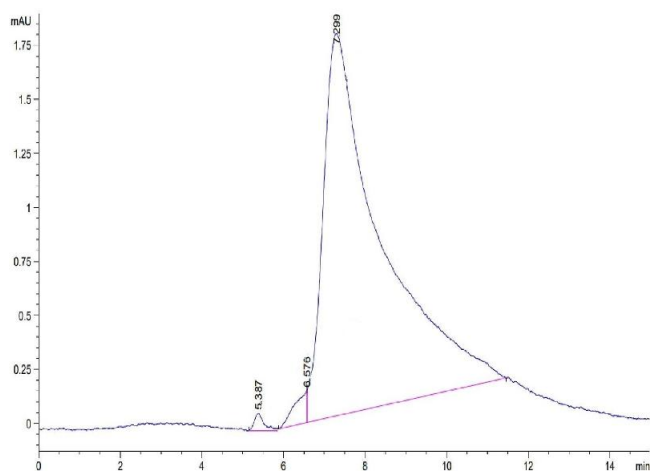
Handling

Format:	Lyophilized
Reconstitution:	Centrifuge the tube before opening. Reconstituting to a concentration more than 100 µg/mL is recommended. Dissolve the lyophilized protein in distilled water.
Buffer:	Lyophilized from 0.22µm filtered solution in PBS (pH 7.4). Normally 8 % trehalose is added as protectant before lyophilization.
Storage:	-20 °C,-80 °C
Storage Comment:	-20 to -80°C for 12 months as supplied from date of receipt., -80°C for 3-6 months after reconstitution., 2-8°C for 2-7 days after reconstitution., Recommend to aliquot the protein into smaller quantities for optimal storage. Please minimize freeze-thaw cycles.
Expiry Date:	12 months



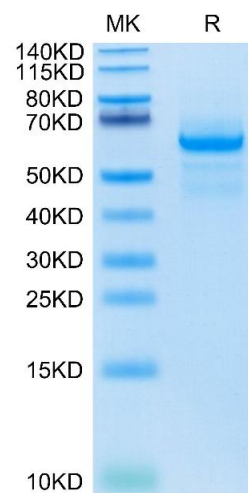
SDS-PAGE

Image 1. Human LAG3 on Tris-Bis PAGE under reduced condition. The purity is greater than 95 % .



Size-exclusion chromatography-High Pressure Liquid Chromatography

Image 2. The purity of Human LAG3 is greater than 95 % as determined by SEC-HPLC.



SDS-PAGE

Image 3. Human LAG3 on Tris-Bis PAGE under reduced condition. The purity is greater than 95 % .

Please check the [product details page](#) for more images. Overall 7 images are available for ABIN7275113.