



[Go to Product page](#)

Datasheet for ABIN7275159

LILRB4 Protein (AA 22-259) (His tag)

4 Images

Overview

Quantity:	100 µg
Target:	LILRB4
Protein Characteristics:	AA 22-259
Origin:	Cynomolgus
Source:	HEK-293 Cells
Protein Type:	Recombinant
Purification tag / Conjugate:	This LILRB4 protein is labelled with His tag.

Product Details

Purpose:	Cynomolgus LILRB4/CD85k/ILT3 Protein
Sequence:	Gln22-Glu259
Characteristics:	Recombinant Cynomolgus LILRB4/CD85k/ILT3 Protein Protein is expressed from HEK293 with His tag at the C-Terminus.It contains Gln22-Glu259.
Purity:	> 95 % as determined by Tris-Bis PAGE,> 95 % as determined by HPLC
Sterility:	0.22 µm filtered
Endotoxin Level:	Less than 1EU per µg by the LAL method.
Biological Activity Comment:	Immobilized Cynomolgus LILRB4, His Tag at 5µg/ml (100µl/well) on the plate. Dose response curve for Anti-LILRB4 Antibody, hFc Tag with the EC50 of 0.38µg/ml determined by ELISA. See testing image for detail.

Target Details

Target:	LILRB4
Alternative Name:	LILRB4 (LILRB4 Products)
Background:	LILRB4, also known as CD85k and LIR-5, ILT3, is an approximately 60 kDa transmembrane glycoprotein that negatively regulates immune cell activation. Mature human ILT3 consists of a 238 amino acid (aa) extracellular domain with two Ig-like domains, a 21 aa transmembrane segment, and a 168 aa cytoplasmic domain with 3 immunoreceptor tyrosine-based inhibitory motifs (ITIM). LILRB4 is receptor for class I MHC antigens. Recognizes a broad spectrum of HLA-A, HLA-B, HLA-C and HLA-G alleles.
Molecular Weight:	27.2 kDa. Due to glycosylation, the protein migrates to 35-42 kDa based on Tris-Bis PAGE result.
NCBI Accession:	XP_015297198

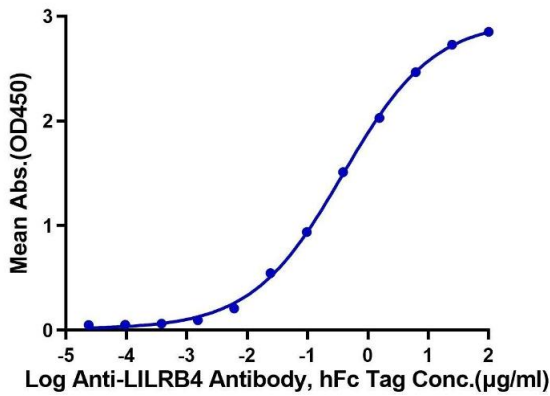
Application Details

Restrictions:	For Research Use only
---------------	-----------------------

Handling

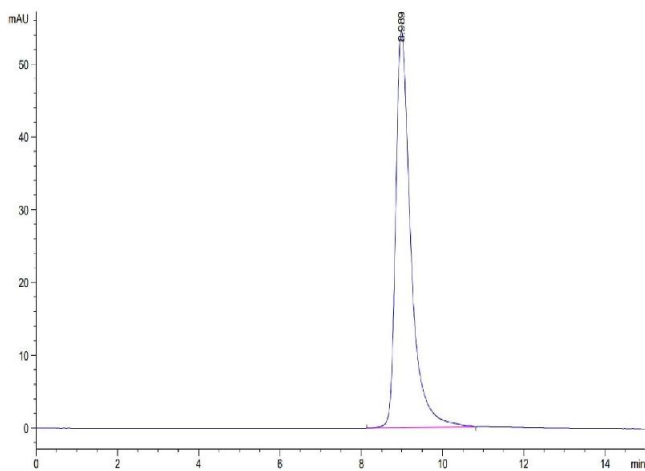
Format:	Lyophilized
Reconstitution:	Centrifuge the tube before opening. Reconstituting to a concentration more than 100 µg/mL is recommended. Dissolve the lyophilized protein in distilled water.
Buffer:	Lyophilized from 0.22µm filtered solution in PBS (pH 7.4). Normally 8 % trehalose is added as protectant before lyophilization.
Storage:	-20 °C, -80 °C
Storage Comment:	-20 to -80°C for 12 months as supplied from date of receipt., -80°C for 3-6 months after reconstitution., 2-8°C for 2-7 days after reconstitution., Recommend to aliquot the protein into smaller quantities for optimal storage. Please minimize freeze-thaw cycles.
Expiry Date:	12 months

Cynomolgus LILRB4, His Tag ELISA
0.5µg Cynomolgus LILRB4, His Tag Per Well



ELISA

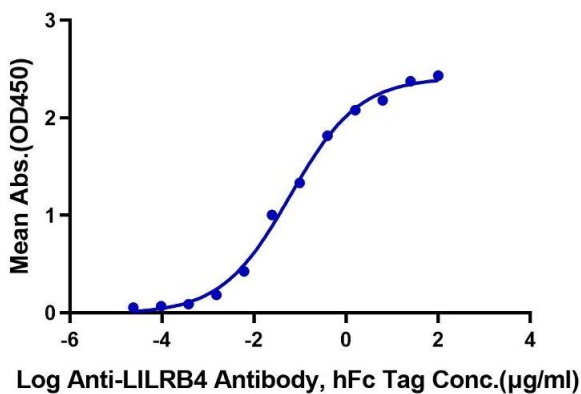
Image 1. Immobilized Cynomolgus LILRB4, His Tag at 5 µg/mL (100 µL/well) on the plate. Dose response curve for Anti-LILRB4 Antibody, hFc Tag with the EC50 of 0.38 µg/mL determined by ELISA.



Size-exclusion chromatography-High Pressure Liquid Chromatography

Image 2. The purity of Cynomolgus LILRB4 is greater than 95 % as determined by SEC-HPLC.

Cynomolgus LILRB4, His Tag ELISA
0.5µg Cynomolgus LILRB4, His Tag Per Well



ELISA

Image 3. Immobilized Cynomolgus LILRB4, His Tag at 5 µg/mL (100 µL/Well) on the plate. Dose response curve for Anti-LILRB4 Antibody, hFc Tag with the EC50 of 61 ng/mL determined by ELISA.

Please check the [product details page](#) for more images. Overall 4 images are available for ABIN7275159.