



[Go to Product page](#)

Datasheet for ABIN7275265

## MMP8 Protein (AA 21-467) (His tag)

### 3 Images

#### Overview

Quantity:	100 µg
Target:	MMP8
Protein Characteristics:	AA 21-467
Origin:	Cynomolgus
Source:	HEK-293 Cells
Protein Type:	Recombinant
Purification tag / Conjugate:	This MMP8 protein is labelled with His tag.

#### Product Details

Purpose:	Cynomolgus MMP-8 Protein
Sequence:	Phe21-Ser467
Characteristics:	Recombinant Cynomolgus MMP-8 Protein is expressed from HEK293 with His tag at the C-Terminus. It contains Phe21-Ser467.
Purity:	> 95 % as determined by Tris-Bis PAGE, > 95 % as determined by HPLC
Sterility:	0.22 µm filtered
Endotoxin Level:	Less than 1EU per µg by the LAL method.
Biological Activity Comment:	Immobilized Cynomolgus MMP-8, His Tag at 2µg/ml (100µl/well) on the plate. Dose response curve for Anti-MMP-8 Antibody, hFc Tag with the EC50 of 38.2ng/ml determined by ELISA. See testing image for detail.

## Target Details

---

Target:	MMP8
Alternative Name:	MMP-8 ( <a href="#">MMP8 Products</a> )
Background:	Alteration of matrix metalloproteinases (MMPs) and tissue inhibitors of metalloproteinases (TIMPs) expression has been studied for various cardiac diseases, including dilated cardiomyopathy (DCM), with the significance of surrogate markers of extracellular matrix (ECM) remodeling. MMP-8 was identified only in myocytes, while MMP-9 and TIMP-2 were present in both myocytes and stroma, but with different intensity. The increasing intensity of MMP-8 and TIMP-2 immunoreactions was significantly associated with low HCS.
Molecular Weight:	52.27 kDa. Due to glycosylation, the protein migrates to 60-70 kDa based on Tris-Bis PAGE result.
NCBI Accession:	<a href="#">XP_005579523</a>

## Application Details

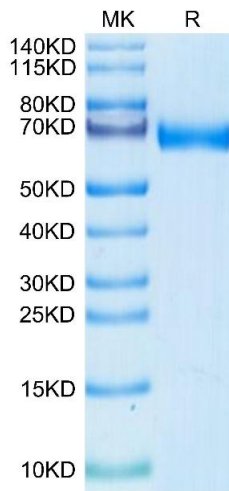
---

Restrictions:	For Research Use only
---------------	-----------------------

## Handling

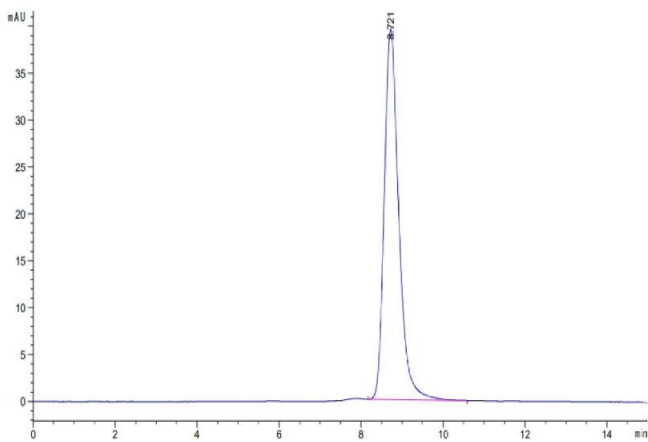
---

Format:	Lyophilized
Reconstitution:	Centrifuge the tube before opening. Reconstituting to a concentration more than 100 µg/mL is recommended. Dissolve the lyophilized protein in distilled water.
Buffer:	Lyophilized from 0.22µm filtered solution in PBS ( pH 7.4). Normally 8 % trehalose is added as protectant before lyophilization.
Storage:	-20 °C,-80 °C
Storage Comment:	-20 to -80°C for 12 months as supplied from date of receipt.,-80°C for 3-6 months after reconstitution.,2-8°C for 2-7 days after reconstitution.,Recommend to aliquot the protein into smaller quantities for optimal storage. Please minimize freeze-thaw cycles.
Expiry Date:	12 months



### SDS-PAGE

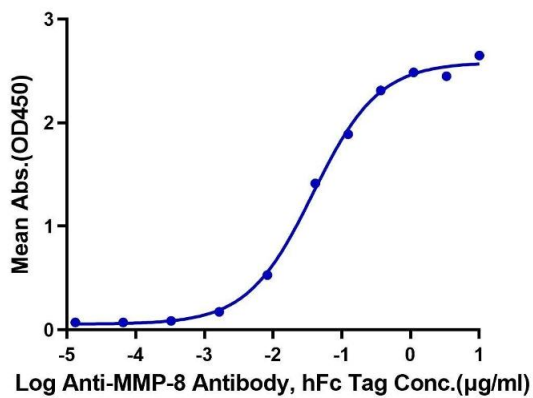
**Image 1.** Cynomolgus MMP-8 on Tris-Bis PAGE under reduced condition. The purity is greater than 95 % .



### Size-exclusion chromatography-High Pressure Liquid Chromatography

**Image 2.** The purity of Cynomolgus MMP-8 is greater than 95 % as determined by SEC-HPLC.

**Cynomolgus MMP-8, His Tag ELISA**  
0.2µg Cynomolgus MMP-8, His Tag Per Well



### ELISA

**Image 3.** Immobilized Cynomolgus MMP-8, His Tag at 2 µg/mL (100 µL/well) on the plate. Dose response curve for Anti-MMP-8 Antibody, hFc Tag with the EC50 of 38.2 ng/mL determined by ELISA.