



[Go to Product page](#)

Datasheet for ABIN7275381

## Periostin Protein (POSTN) (AA 22-836) (His tag)

### 3 Images

#### Overview

Quantity:	100 µg
Target:	Periostin (POSTN)
Protein Characteristics:	AA 22-836
Origin:	Human
Source:	HEK-293 Cells
Protein Type:	Recombinant
Purification tag / Conjugate:	This Periostin protein is labelled with His tag.

#### Product Details

Purpose:	Human Periostin/OSF-2 Protein
Sequence:	Asn22-Gln836
Characteristics:	Recombinant Human Periostin/OSF-2 Protein is expressed from HEK293 with His tag at the C-Terminus.It contains Asn22-Gln836.
Purity:	> 95 % as determined by Tris-Bis PAGE,> 95 % as determined by HPLC
Sterility:	0.22 µm filtered
Endotoxin Level:	Less than 1EU per µg by the LAL method.
Biological Activity Comment:	Immobilized Human Periostin, His Tag at 0.5µg/ml (100µl/well) on the plate. Dose response curve for Anti-Periostin Antibody, hFc Tag with the EC50 of 75.7ng/ml determined by ELISA. See testing image for detail.

## Target Details

---

Target:	Periostin (POSTN)
Alternative Name:	Periostin ( <a href="#">POSTN Products</a> )
Background:	Periostin is a matricellular protein that is expressed in several tissues during embryonic development, however, its expression in adults is mostly restricted to collagen-rich connective tissues. Periostin is expressed only briefly during kidney development, but it is not normally detected in the adult kidney. Recent evidence has revealed that periostin is aberrantly expressed in several forms of chronic kidney disease (CKD), and that its expression correlates with the degree of interstitial fibrosis and the decline in renal function.
Molecular Weight:	92.1 kDa. Due to glycosylation, the protein migrates to 93-100 kDa based on Tris-Bis PAGE result.
UniProt:	<a href="#">Q15063</a>

## Application Details

---

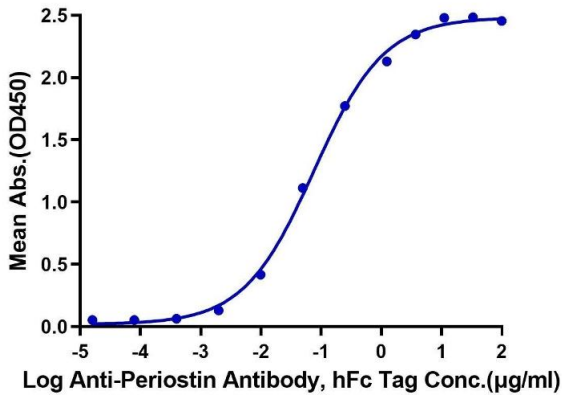
Restrictions:	For Research Use only
---------------	-----------------------

## Handling

---

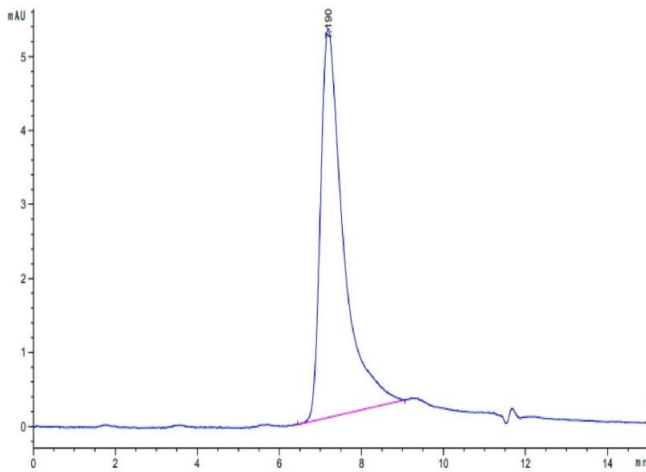
Format:	Lyophilized
Reconstitution:	Centrifuge the tube before opening. Reconstituting to a concentration more than 100 µg/mL is recommended. Dissolve the lyophilized protein in distilled water.
Buffer:	Lyophilized from 0.22µm filtered solution in PBS ( pH 7.4). Normally 8 % trehalose is added as protectant before lyophilization.
Storage:	-20 °C,-80 °C
Storage Comment:	-20 to -80°C for 12 months as supplied from date of receipt.,-80°C for 3-6 months after reconstitution.,2-8°C for 2-7 days after reconstitution.,Recommend to aliquot the protein into smaller quantities for optimal storage. Please minimize freeze-thaw cycles.
Expiry Date:	12 months

**Human Periostin, His Tag ELISA**  
0.05µg Human Periostin, His Tag Per Well



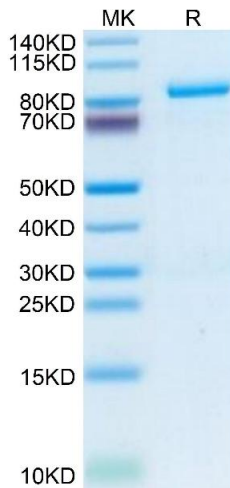
**ELISA**

**Image 1.** Immobilized Human Periostin, His Tag at 0.5 µg/mL (100 µL/well) on the plate. Dose response curve for Anti-Periostin Antibody, hFc Tag with the EC50 of 75.7 ng/mL determined by ELISA.



**Size-exclusion chromatography-High Pressure Liquid Chromatography**

**Image 2.** The purity of Human Periostin/OSF-2 is greater than 95 % as determined by SEC-HPLC.



**SDS-PAGE**

**Image 3.** Human Periostin/OSF-2 on Tris-Bis PAGE under reduced condition. The purity is greater than 95 % .