

Datasheet for ABIN7275534

**ROR2 Protein (AA 34-403) (His-Avi Tag)**

## 4 Images

[Go to Product page](#)

## Overview

Quantity:	100 µg
Target:	ROR2
Protein Characteristics:	AA 34-403
Origin:	Human
Source:	HEK-293 Cells
Protein Type:	Recombinant
Purification tag / Conjugate:	This ROR2 protein is labelled with His-Avi Tag.

## Product Details

Purpose:	Human ROR2/NTRKR2 Protein
Sequence:	Val34-Gly403
Characteristics:	Recombinant Human ROR2/NTRKR2 Protein is expressed from HEK293 with His tag and Avi tag at the C-Terminus. It contains Val34-Gly403.
Purity:	> 95 % as determined by Tris-Bis PAGE, > 95 % as determined by HPLC
Sterility:	0.22 µm filtered
Endotoxin Level:	Less than 1EU per µg by the LAL method.
Biological Activity Comment:	Immobilized Human ROR2, His Tag at 0.5µg/ml (100µl/Well) on the plate. Dose response curve for Anti-ROR2 Antibody, hFc Tag with the EC50 of 8ng/ml determined by ELISA. See testing image for detail.

## Target Details

Target:	ROR2
Alternative Name:	ROR2 ( <a href="#">ROR2 Products</a> )
Background:	ROR2 (Receptor Tyrosine Kinase-like Orphan Receptor 2) is a member of the ROR family of receptor tyrosine kinases and is important for skeletal development, including bone and cartilage formation, as well as for the development of the central nervous system. Mature human ROR2 contains a 369 amino acid (aa) extracellular domain (ECD) and a 518 aa cytoplasmic tail containing an tyrosine kinase domain.
Molecular Weight:	44.2 kDa. Due to glycosylation, the protein migrates to 54-58 kDa based on Tris-Bis PAGE result.
UniProt:	<a href="#">A1L4F5</a>
Pathways:	<a href="#">RTK Signaling</a> , <a href="#">WNT Signaling</a>

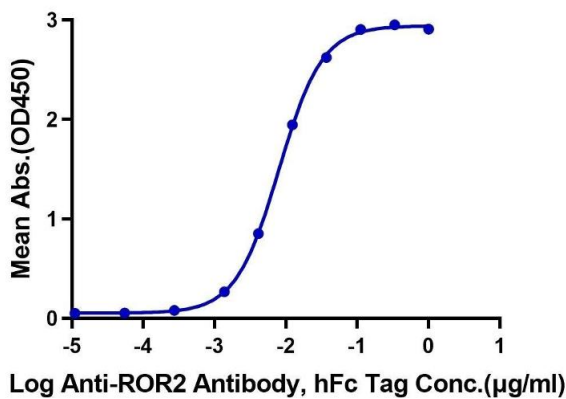
## Application Details

Restrictions:	For Research Use only
---------------	-----------------------

## Handling

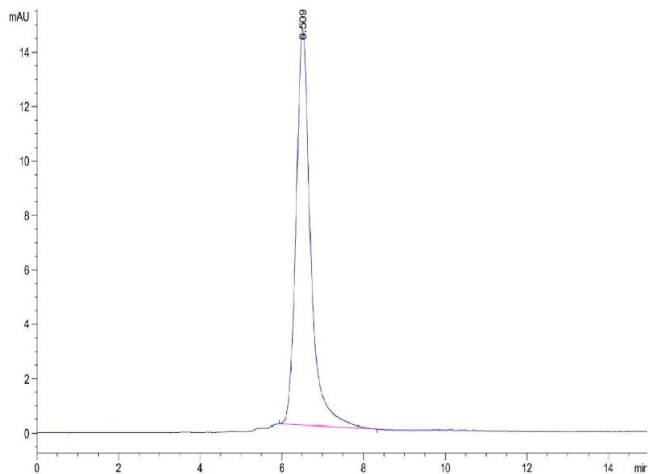
Format:	Lyophilized
Reconstitution:	Centrifuge the tube before opening. Reconstituting to a concentration more than 100 µg/mL is recommended. Dissolve the lyophilized protein in distilled water.
Buffer:	Lyophilized from 0.22µm filtered solution in PBS ( pH 7.4). Normally 8 % trehalose is added as protectant before lyophilization.
Storage:	-20 °C,-80 °C
Storage Comment:	-20 to -80°C for 12 months as supplied from date of receipt., -80°C for 3-6 months after reconstitution., 2-8°C for 2-7 days after reconstitution., Recommend to aliquot the protein into smaller quantities for optimal storage. Please minimize freeze-thaw cycles.
Expiry Date:	12 months

**Human ROR2, His Tag ELISA**  
0.05µg Human ROR2, His Tag Per Well



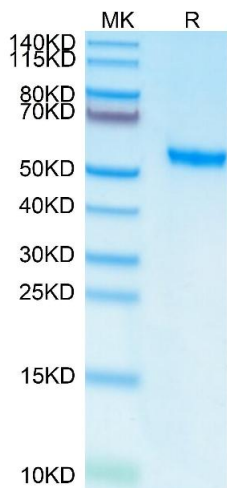
#### ELISA

**Image 1.** Immobilized Human ROR2, His Tag at 0.5 µg/mL (100 µL/Well) on the plate. Dose response curve for Anti-ROR2 Antibody, hFc Tag with the EC<sub>50</sub> of 8 ng/mL determined by ELISA.



#### Size-exclusion chromatography-High Pressure Liquid Chromatography

**Image 2.** The purity of Human ROR2 is greater than 95 % as determined by SEC-HPLC.



#### SDS-PAGE

**Image 3.** Human ROR2 on Tris-Bis PAGE under reduced conditions. The purity is greater than 95 % .

Please check the [product details page](#) for more images. Overall 4 images are available for ABIN7275534.