

Datasheet for ABIN7275603

**SIGLEC10 Protein (AA 17-546) (His-Avi Tag,Biotin)**[Go to Product page](#)

## 4 Images

## Overview

Quantity:	100 µg
Target:	SIGLEC10
Protein Characteristics:	AA 17-546
Origin:	Human
Source:	HEK-293 Cells
Protein Type:	Recombinant
Purification tag / Conjugate:	This SIGLEC10 protein is labelled with His-Avi Tag,Biotin.

## Product Details

Purpose:	Biotinylated Human Siglec-10 Protein
Sequence:	Met17-Thr546
Characteristics:	Recombinant Biotinylated Human Siglec-10 Protein is expressed from HEK293 with His tag and Avi tag at the C-Terminus.It contains Met17-Thr546.
Purity:	> 95 % as determined by Tris-Bis PAGE,> 95 % as determined by HPLC
Sterility:	0.22 µm filtered
Endotoxin Level:	Less than 1EU per µg by the LAL method.
Biological Activity Comment:	Immobilized Anti-Siglec-10, hFc Tag Antibody at 2µg/ml (100µl/well) on the plate. Dose response curve for Biotinylated Human Siglec-10, His Tag with the EC50 of 92.9ng/ml determined by ELISA. See testing image for detail.

## Target Details

Target:	SIGLEC10
Alternative Name:	Siglec-10 ( <a href="#">SIGLEC10 Products</a> )
Background:	Siglec-10 is a ligand for CD52, the target of the therapeutic monoclonal antibody Alemtuzumab. It is also reported to bind to Vascular adhesion protein 1 (VAP-1) and to the co-stimulatory molecule CD24 also known as HSA (Heat-stable antigen).Siglecs (sialic acid binding Ig-like lectins) are I-type lectins that belong to the immunoglobulin superfamily. They are characterized by an N-terminal Ig-like V-type domain which mediates sialic acid binding, followed by a varying number of Ig-like C2-type domains. Siglecs 5-11 constitute the CD33/Siglec-3 related group, and are differentially expressed in the hematopoietic system.
Molecular Weight:	61.13 kDa. Due to glycosylation, the protein migrates to 70-80 kDa based on Tris-Bis PAGE result.

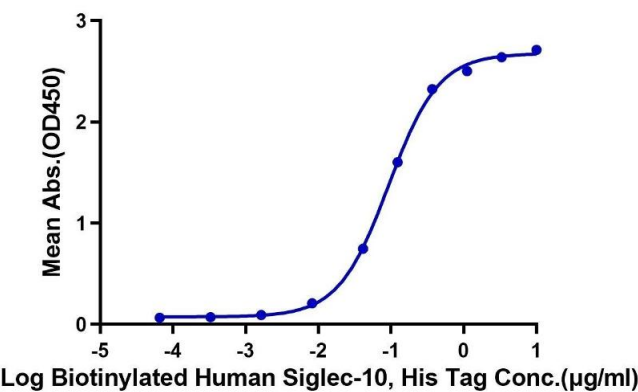
## Application Details

Restrictions:	For Research Use only
---------------	-----------------------

## Handling

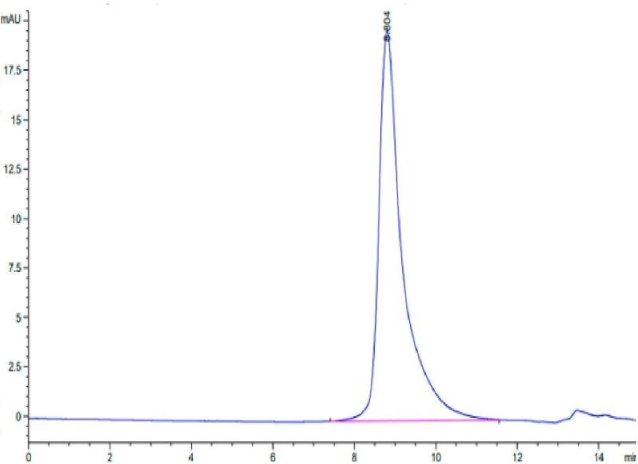
Format:	Lyophilized
Reconstitution:	Centrifuge the tube before opening. Reconstituting to a concentration more than 100 µg/mL is recommended. Dissolve the lyophilized protein in distilled water.
Buffer:	Lyophilized from 0.22µm filtered solution in 20 mM Tris, 150 mM NaCl, 200 mM Arginine ( pH 8.5). Normally 8 % trehalose is added as protectant before lyophilization.
Storage:	-20 °C,-80 °C
Storage Comment:	-20 to -80°C for 12 months as supplied from date of receipt.,-80°C for 3-6 months after reconstitution.,2-8°C for 2-7 days after reconstitution.,Recommend to aliquot the protein into smaller quantities for optimal storage. Please minimize freeze-thaw cycles.
Expiry Date:	12 months

**Biotinylated Human Siglec-10, His Tag ELISA**  
0.2µg Anti-Siglec-10 Antibody, hFc Tag Per Well



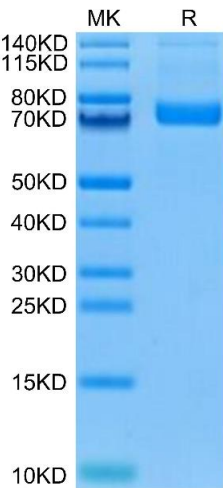
**ELISA**

**Image 1.** Immobilized Anti-Siglec-10, hFc Tag Antibody at 2 µg/mL (100 µL/well) on the plate. Dose response curve for Biotinylated Human Siglec-10, His Tag with the EC50 of 92.9 ng/mL determined by ELISA.



**Size-exclusion chromatography-High Pressure Liquid Chromatography**

**Image 2.** The purity of Biotinylated Human Siglec-10 is greater than 95 % as determined by SEC-HPLC.



**SDS-PAGE**

**Image 3.** Biotinylated Human Siglec-10 on Tris-Bis PAGE under reduced condition. The purity is greater than 95 % .

Please check the [product details page](#) for more images. Overall 4 images are available for ABIN7275603.