

Datasheet for ABIN7275633

SLAMF7 Protein (AA 23-226) (His-Avi Tag,Biotin)**3** Images[Go to Product page](#)

Overview

Quantity:	100 µg
Target:	SLAMF7
Protein Characteristics:	AA 23-226
Origin:	Human
Source:	HEK-293 Cells
Protein Type:	Recombinant
Purification tag / Conjugate:	This SLAMF7 protein is labelled with His-Avi Tag,Biotin.

Product Details

Purpose:	Biotinylated Human SLAMF7/CRACC/CD319 Protein
Sequence:	Ser23-Met226
Characteristics:	Recombinant Biotinylated Human SLAMF7/CRACC/CD319 Protein is expressed from HEK293 with His tag and Avi tag at the C-Terminus.It contains Ser23-Met226
Purity:	> 95 % as determined by Tris-Bis PAGE,> 95 % as determined by HPLC
Sterility:	0.22 µm filtered
Endotoxin Level:	Less than 1EU per µg by the LAL method.
Biological Activity Comment:	Immobilized Biotinylated Human SLAMF7, His Tag at 1µg/ml (100µl/well) on the plate. Dose response curve for Anti-SLAMF7 Antibody, hFc Tag with the EC50 of 21.8ng/ml determined by ELISA. See testing image for detail.

Target Details

Target:	SLAMF7
Alternative Name:	SLAMF7 (SLAMF7 Products)
Background:	CD2-like receptor activating cytotoxic cells (CRACC), also known as CS1, novel Ly9, SLAMF7, and CD319, is a 65-75 kDa type I transmembrane glycoprotein in the SLAM subgroup of the CD2 family. Self-ligand receptor of the signaling lymphocytic activation molecule (SLAM) family. SLAM receptors triggered by homo- or heterotypic cell-cell interactions are modulating the activation and differentiation of a wide variety of immune cells and thus are involved in the regulation and interconnection of both innate and adaptive immune response.
Molecular Weight:	25.3 kDa. Due to glycosylation, the protein migrates to 40-60 kDa based on Tris-Bis PAGE result.

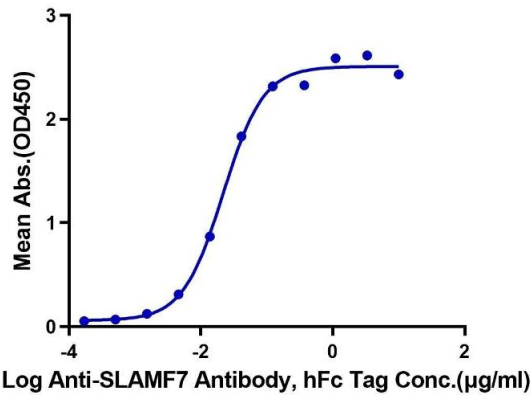
Application Details

Restrictions:	For Research Use only
---------------	-----------------------

Handling

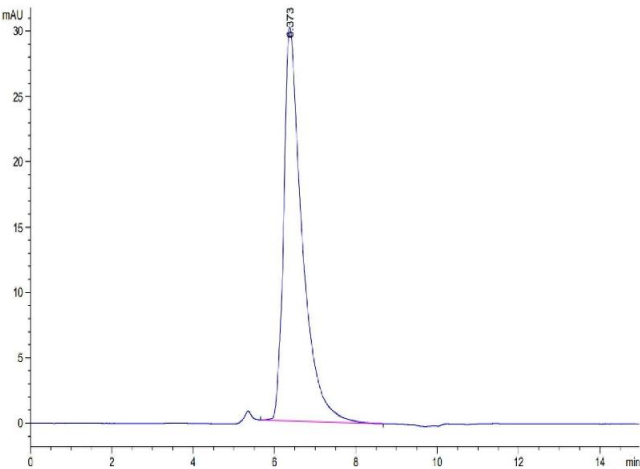
Format:	Lyophilized
Reconstitution:	Centrifuge the tube before opening. Reconstituting to a concentration more than 100 µg/mL is recommended. Dissolve the lyophilized protein in distilled water.
Buffer:	Lyophilized from 0.22µm filtered solution in PBS (pH 7.4). Normally 8 % trehalose is added as protectant before lyophilization.
Storage:	-20 °C,-80 °C
Storage Comment:	-20 to -80°C for 12 months as supplied from date of receipt., -80°C for 3-6 months after reconstitution., 2-8°C for 2-7 days after reconstitution., Recommend to aliquot the protein into smaller quantities for optimal storage. Please minimize freeze-thaw cycles.
Expiry Date:	12 months

Biotinylated Human SLAMF7, His Tag ELISA
0.1µg Biotinylated Human SLAMF7, His Tag Per Well



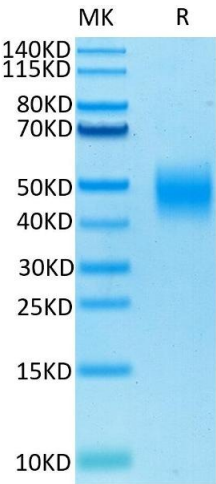
ELISA

Image 1. Immobilized Biotinylated Human SLAMF7, His Tag at 1 µg/mL (100 µL/well) on the plate. Dose response curve for Anti-SLAMF7 Antibody, hFc Tag with the EC50 of 21.8 ng/mL determined by ELISA.



Size-exclusion chromatography-High Pressure Liquid Chromatography

Image 2. The purity of Biotinylated Human SLAMF7 is greater than 95 % as determined by SEC-HPLC.



SDS-PAGE

Image 3. Biotinylated Human SLAMF7 on Tris-Bis PAGE under reduced condition. The purity is greater than 95 % .