

Datasheet for ABIN7275659

SIRPG Protein (AA 29-360) (His-Avi Tag,Biotin)**3** Images[Go to Product page](#)

Overview

Quantity:	100 µg
Target:	SIRPG
Protein Characteristics:	AA 29-360
Origin:	Human
Source:	HEK-293 Cells
Protein Type:	Recombinant
Purification tag / Conjugate:	This SIRPG protein is labelled with His-Avi Tag,Biotin.

Product Details

Purpose:	Biotinylated Human SIRP gamma/CD172g Protein
Sequence:	Glu29-Pro360
Characteristics:	Recombinant Biotinylated Human SIRP gamma/CD172g Protein is expressed from HEK293 with His tag and Avi tag at the C-Terminus.It contains Glu29-Pro360.
Purity:	> 95 % as determined by Tris-Bis PAGE,> 95 % as determined by HPLC
Sterility:	0.22 µm filtered
Endotoxin Level:	Less than 1EU per µg by the LAL method.
Biological Activity Comment:	Immobilized Anti-SIRP alpha Antibody, hFc Tag at 0.5µg/ml (100µl/Well) on the plate. Dose response curve for Biotinylated Human SIRP gamma, His Tag with the EC50 of 35.5ng/ml determined by ELISA. See testing image for detail.

Target Details

Target:	SIRPG
Alternative Name:	SIRP gamma (SIRPG Products)
Background:	Signal regulatory protein gamma (SIRP gamma, designated CD172g), also called SIRP beta 2, is a monomeric 45-47 kDa type I transmembrane protein belonging to the SIRP/SHPS (CD172) family of the Ig superfamily. SIRP gamma is probable immunoglobulin-like cell surface receptor. On binding with CD47, mediates cell-cell adhesion. Engagement on T-cells by CD47 on antigen-presenting cells results in enhanced antigen-specific T-cell proliferation and costimulates T-cell activation.
Molecular Weight:	39.7 kDa. Due to glycosylation, the protein migrates to 48-53 kDa based on Tris-Bis PAGE result.
UniProt:	Q9P1W8

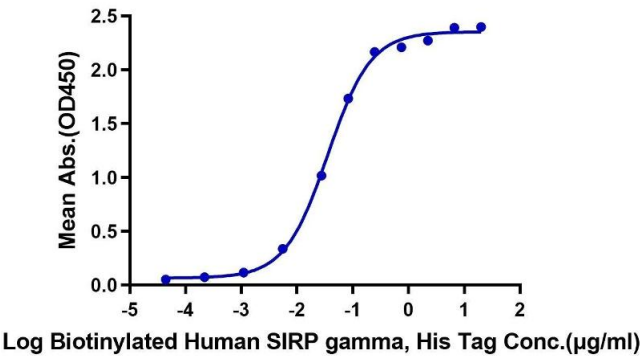
Application Details

Restrictions:	For Research Use only
---------------	-----------------------

Handling

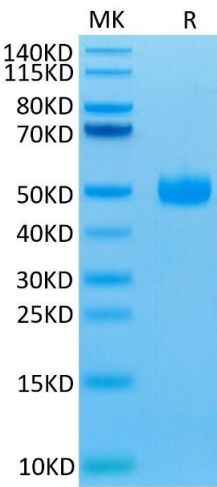
Format:	Lyophilized
Reconstitution:	Centrifuge the tube before opening. Reconstituting to a concentration more than 100 µg/mL is recommended. Dissolve the lyophilized protein in distilled water.
Buffer:	Lyophilized from 0.22µm filtered solution in PBS (pH 7.4). Normally 8 % trehalose is added as protectant before lyophilization.
Storage:	-20 °C,-80 °C
Storage Comment:	-20 to -80°C for 12 months as supplied from date of receipt.,-80°C for 3-6 months after reconstitution.,-2-8°C for 2-7 days after reconstitution.,Recommend to aliquot the protein into smaller quantities for optimal storage. Please minimize freeze-thaw cycles.
Expiry Date:	12 months

Biotinylated Human SIRP gamma, His Tag ELISA
0.05µg Anti-SIRP alpha Antibody, hFc Tag Per Well



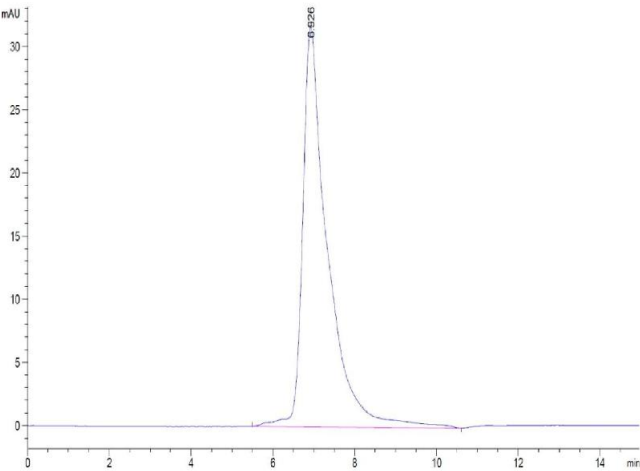
ELISA

Image 1. Immobilized Anti-SIRP alpha Antibody, hFc Tag at 0.5 µg/mL (100 µL/Well) on the plate. Dose response curve for Biotinylated Human SIRP gamma, His Tag with the EC50 of 35.5 ng/mL determined by ELISA.



SDS-PAGE

Image 2. Biotinylated Human SIRP gamma on Tris-Bis PAGE under reduced condition. The purity is greater than 95 % ..



Size-exclusion chromatography-High Pressure Liquid Chromatography

Image 3. The purity of Biotinylated Human SIRP gamma is greater than 95 % as determined by SEC-HPLC.