Datasheet for ABIN7275781

DcR2 Protein (His-Avi Tag)

3 Images

Go to Product page

Overview

Quantity:	100 µg
Target:	DcR2 (TNFRSF10D)
Origin:	Human
Source:	HEK-293 Cells
Protein Type:	Recombinant
Purification tag / Conjugate:	This DcR2 protein is labelled with His-Avi Tag.

Product Details

Sequence:	Ala56-His211
Purity:	> 95% as determined by Tris-Bis PAGE,> 95% as determined by SEC-HPLC
Sterility:	0.22 µm filtered
Endotoxin Level:	Less than 1EU per µg by the LAL method.
Biological Activity Comment:	The affinity constant of 0.13 nM as determined in SPR assay (Biacore T200). See testing image for detail.

Target Details

Target:	DcR2 (TNFRSF10D)
Alternative Name:	TRAIL R4 (TNFRSF10D Products)
Background:	CD264, RSF10D, TRAILR4, DCR2, TRUNDD, TNFRSF10D,TNF-related apoptosis inducing ligand (TRAIL) is a potential antitumor protein known for its ability to selectively eliminate various types of tumor cells without exerting toxic effects in normal cells and tissues. TRAIL-R2/DR5 as

Target Details

	well as TRAIL-R3/DcR1 and TRAIL-R4/DcR2 were significantly higher expressed in advanced tumour stages.
Molecular Weight:	19.4 kDa. Due to glycosylation, the protein migrates to 38-45 kDa based on Tris-Bis PAGE result.
UniProt:	Q9UBN6
Pathways:	Apoptosis

Application Details

Restrictions:	For Research Use only

Handling

Format:	Lyophilized
Reconstitution:	Centrifuge tubes before opening. Reconstituting to a concentration more than 100 µg/mL is recommended (usually we use 1 mg/mL solution for lyophilization). Dissolve the lyophilized protein in distilled water.
Buffer:	Lyophilized from 0.22µm filtered solution in PBS (pH 7.4). Normally 5 % trehalose is added as protectant before lyophilization.
Storage:	4 °C,-80 °C
Storage Comment:	Reconstituted protein stable at -80°C for 12 months, 4°C for 1 week. Use a manual defrost freezer and avoid repeated freeze-thaw cycles.
Expiry Date:	12 months

Images

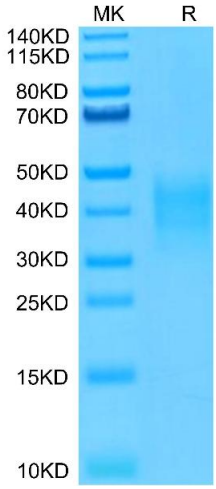

SDS-PAGE

Image 1. Human TRAIL R4 on Tris-Bis PAGE under reduced conditions. The purity is greater than 95 % .

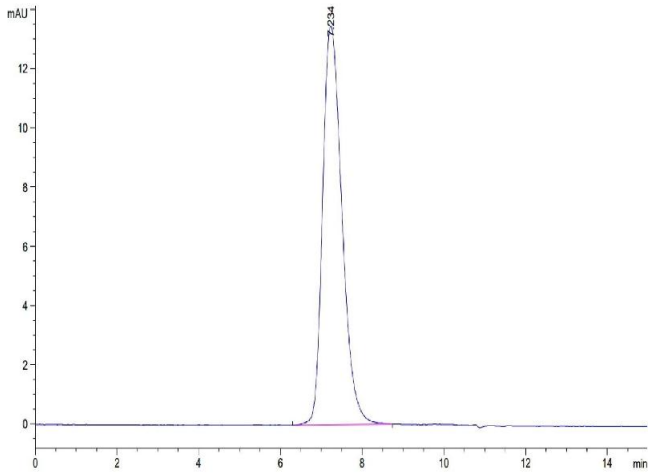

Size-exclusion chromatography-High Pressure Liquid Chromatography

Image 2. The purity of Human TRAIL R4 is greater than 95 % as determined by SEC-HPLC.

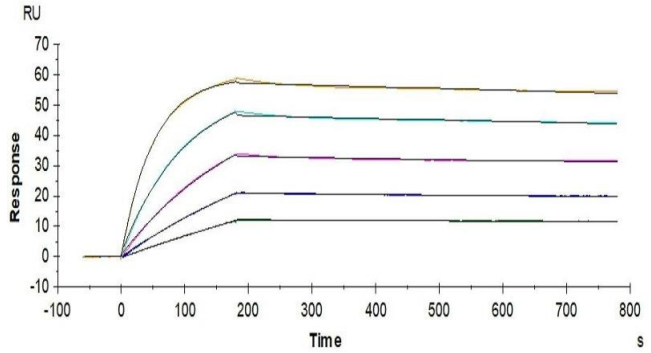

Surface Plasmon Resonance

Image 3. Human TRAIL R4, His Tag immobilized on CM5 Chip can bind Human TRAIL, No Tag with an affinity constant of 0.13 nM as determined in SPR assay (Biacore T200).