



Datasheet for ABIN730243
anti-HCG beta antibody (AA 81-165)



[Go to Product page](#)

3 Images

1 Publication

Overview

Quantity:	100 µL
Target:	HCG beta
Binding Specificity:	AA 81-165
Reactivity:	Human
Host:	Rabbit
Clonality:	Polyclonal
Conjugate:	This HCG beta antibody is un-conjugated
Application:	ELISA, Immunohistochemistry (Frozen Sections) (IHC (fro)), Immunofluorescence (Cultured Cells) (IF (cc)), Immunofluorescence (Paraffin-embedded Sections) (IF (p))

Product Details

Immunogen:	KLH conjugated synthetic peptide derived from human Beta-HCG
Isotype:	IgG
Predicted Reactivity:	Human
Purification:	Purified by Protein A.

Target Details

Target:	HCG beta
Abstract:	HCG beta Products
Background:	Synonyms: HCG, Choriogonadotropin subunit beta, CG-beta, Chorionic gonadotrophin chain

Target Details

beta, CGB, CGB3, CGB3_HUMAN)

Background: Beta subunit of the human chorionic gonadotropin (hCG). hCG is a complex glycoprotein composed of two glycosylated subunits alpha and beta which are non-covalently associated. The alpha subunit is identical to those in the pituitary gonadotropin hormones (LH, FSH and TSH). The beta subunits are distinct in each of the hormones and confer receptor and biological specificity. Has an essential role in pregnancy and maternal adaptation. Stimulates the ovaries to synthesize the steroids that are essential for the maintenance of pregnancy

Gene ID: 93659

UniProt: [P0DN86](#)

Application Details

Application Notes: ELISA 1:500-1000
IHC-F 1:100-500
IF(IHC-P) 1:50-200
IF(IHC-F) 1:50-200
IF(ICC) 1:50-200

Restrictions: For Research Use only

Handling

Format: Liquid

Concentration: 1 µg/µL

Buffer: 0.01M TBS(pH 7.4) with 1 % BSA, 0.02 % Proclin300 and 50 % Glycerol.

Preservative: ProClin

Precaution of Use: This product contains ProClin: a POISONOUS AND HAZARDOUS SUBSTANCE, which should be handled by trained staff only.

Storage: 4 °C, -20 °C

Storage Comment: Shipped at 4°C. Store at -20°C for one year. Avoid repeated freeze/thaw cycles.

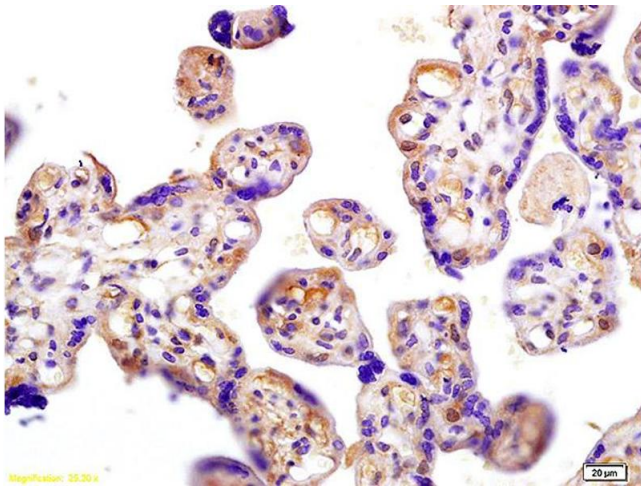
Expiry Date: 12 months

Publications

Product cited in: Zong, Wu, Xu, Ju, Yan: "Multilayer hemin/G-quadruplex wrapped gold nanoparticles as tag for

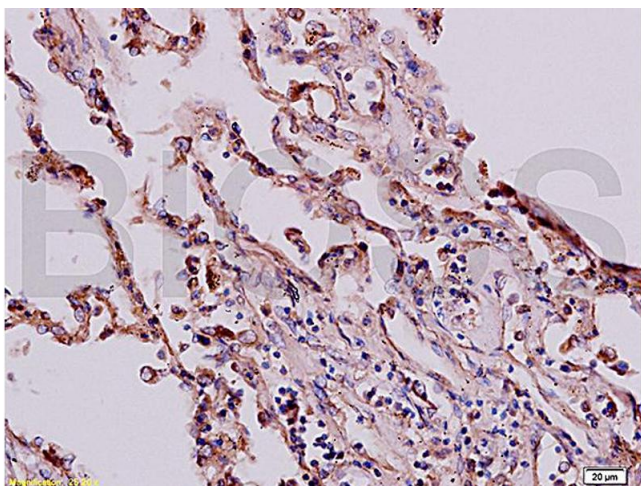
ultrasensitive multiplex immunoassay by chemiluminescence imaging." in: **Biosensors & bioelectronics**, Vol. 43, pp. 372-8, (2013) ([PubMed](#)).

Images



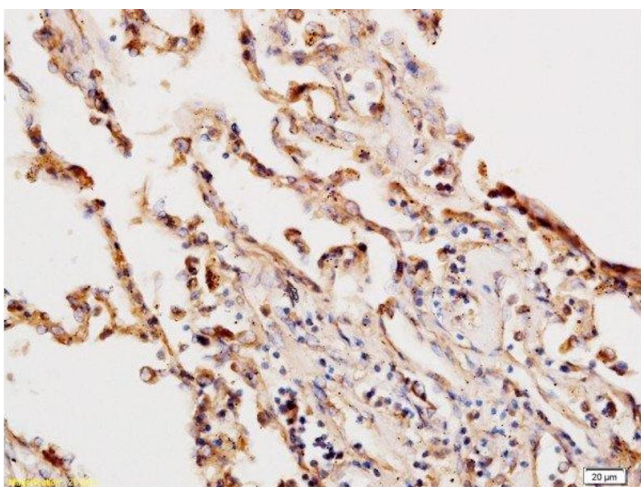
Immunohistochemistry

Image 1. Formalin-fixed and paraffin embedded human placenta labeled with Anti Beta-HCG/HCG beta Polyclonal Antibody, Unconjugated (ABIN730243) at 1:200 followed by conjugation to the secondary antibody and DAB staining.



Immunohistochemistry

Image 2. Formalin-fixed and paraffin embedded human lung labeled with Anti-Beta-HCG/HCG beta Polyclonal Antibody, Unconjugated (ABIN730243) at 1:200, followed by conjugation to the secondary antibody and DAB staining



Immunohistochemistry (Paraffin-embedded Sections)

Image 3. Formalin-fixed and paraffin embedded human lung labeled with Anti-Beta-HCG/HCG beta Polyclonal Antibody, Unconjugated at 1:200, followed by conjugation to the secondary antibody and DAB staining