Datasheet for ABIN733178

anti-WNT3A antibody (AA 281-352)

5 Images | 7 Publications

Go to Product page

Overview

Quantity:	100 µL
Target:	WNT3A
Binding Specificity:	AA 281-352
Reactivity:	Human, Mouse, Rat
Host:	Rabbit
Clonality:	Polyclonal
Conjugate:	This WNT3A antibody is un-conjugated
Application:	Western Blotting (WB), ELISA, Immunohistochemistry (Paraffin-embedded Sections) (IHC (p)), Immunohistochemistry (Frozen Sections) (IHC (fro)), Immunofluorescence (Cultured Cells) (IF (cc)), Immunofluorescence (Paraffin-embedded Sections) (IF (p))

Product Details

Immunogen:	KLH conjugated synthetic peptide derived from human Wnt3a
Isotype:	IgG
Cross-Reactivity:	Human, Mouse, Rat
Predicted Reactivity:	Pig
Purification:	Purified by Protein A.

Target Details

Target:	WNT3A

 Copyright antibodies-online. All rights reserved.

Target Details

Alternative Name:	Wnt3a (WNT3A Products)
Background:	Synonyms: Protein Wnt-3a, WNT3A Background: Ligand for members of the frizzled family of seven transmembrane receptors. Wnt-3 and Wnt-3a play distinct roles in cell-cell signaling during morphogenesis of the developing neural tube.
Gene ID:	89780
UniProt:	P56704
Pathways:	WNT Signaling, Regulation of Muscle Cell Differentiation, Regulation of Cell Size, Positive Regulation of Endopeptidase Activity

Application Details

Application Notes:	WB 1:300-5000
	ELISA 1:500-1000
	IHC-P 1:200-400
	IHC-F 1:100-500
	IF(IHC-P) 1:50-200
	IF(IHC-F) 1:50-200
	IF(ICC) 1:50-200

Restrictions:	For Research Use only

Handling

Format:	Liquid
Concentration:	1 µg/µL
Buffer:	0.01M TBS(pH 7.4) with 1 % BSA, 0.02 % Proclin300 and 50 % Glycerol.
Preservative:	ProClin
Precaution of Use:	This product contains ProClin: a POISONOUS AND HAZARDOUS SUBSTANCE, which should be handled by trained staff only.
Storage:	4 °C,-20 °C
Storage Comment:	Shipped at 4°C. Store at -20°C for one year. Avoid repeated freeze/thaw cycles.
Expiry Date:	12 months

 Copyright antibodies-online. All rights reserved.

Publications

Product cited in:

Böscke, Vladar, Könnecke, Hüsing, Linke, Pries, Reiling, Axelrod, Nayak, Wollenberg: "Wnt Signaling in Chronic Rhinosinusitis with Nasal Polyps." in: **American journal of respiratory cell and molecular biology**, Vol. 56, Issue 5, pp. 575-584, (2017) (PubMed).

Jin, Li, Zhang, Ma, Yu, Li, Niu: "Environmental Enrichment Improves Spatial Learning and Memory in Vascular Dementia Rats with Activation of Wnt/β-Catenin Signal Pathway." in: **Medical science monitor : international medical journal of experimental and clinical research** , Vol. 23, pp. 207-215, (2017) (PubMed).

Zhu, Shen, Xu, Chen, Huang: "Suppression of Wnt5a, but not Wnts, relieves chronic post-thoracotomy pain via anti-inflammatory modulation in rats." in: **Biochemical and biophysical research communications**, Vol. 493, Issue 1, pp. 474-480, (2017) (PubMed).

Guo, Yi, Li, Fu, Li: "Snail1 is positively correlated with atrial fibrosis in patients with atrial fibrillation and rheumatic heart disease." in: **Experimental and therapeutic medicine**, Vol. 14, Issue 5, pp. 4231-4237, (2017) (PubMed).

Hayashi, Ikari, Sugiyama, Sugiura, Ohyama, Kumamaru, Shirasuna, Mori: "Involvement of the T-box transcription factor Brachyury in early-stage embryonic mouse salivary gland." in: **Biochemical and biophysical research communications**, Vol. 477, Issue 4, pp. 814-9, (2016) (PubMed).

There are more publications referencing this product on: Product page

Images

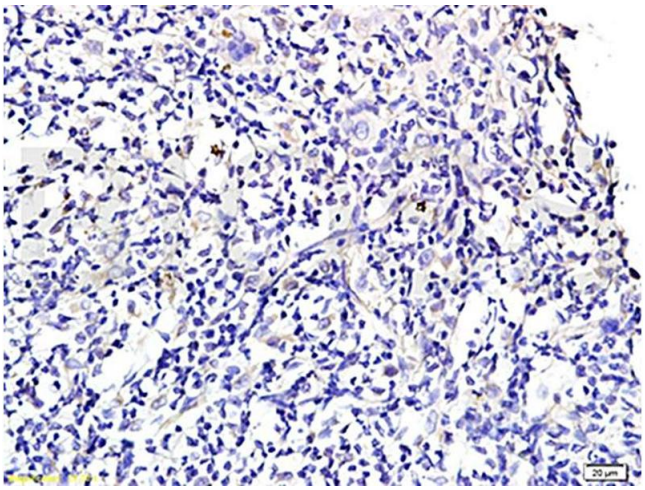

Immunohistochemistry

Image 1. Formalin-fixed and paraffin embedded rat periodontitis tissue labeled with Anti-Wnt3a Polyclonal Antibody , Unconjugated at 1:300 followed by conjugation to the secondary antibody, (SP-0023) , and DAB staining

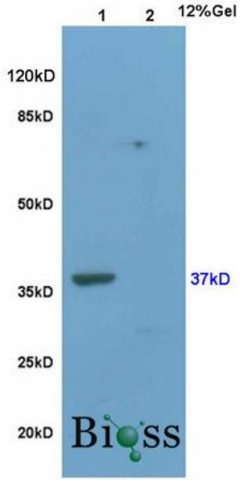

SDS-PAGE

Image 2. L1 rat brain, L2 mouse uterus lysates probed (ABIN733178) at 1:200 in 4 °C. Followed by conjugation to secondary antibody at 1:3000 90min in 37 °C. Predicted and observed band size: 37kDa.

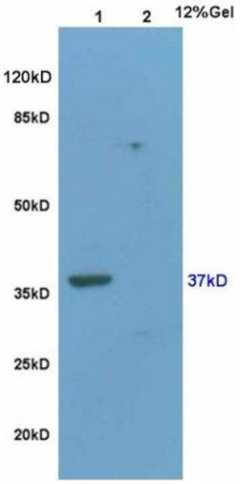

Western Blotting

Image 3. L1 rat brain, L2 mouse uterus lysates probed at 1:200 in 4˚C. Followed by conjugation to secondary antibody -HRP) at 1:3000 90min in 37˚C. Predicted and observed band size: 37kDa.

Please check the product details page for more images. Overall 5 images are available for ABIN733178.