

Datasheet for ABIN738726

anti-N-Cadherin antibody (AA 701-800)

8 Images

3 Publications

[Go to Product page](#)

Overview

Quantity:	100 µL
Target:	N-Cadherin (CDH2)
Binding Specificity:	AA 701-800
Reactivity:	Human, Mouse, Rat, Cow, Zebrafish (Danio rerio)
Host:	Rabbit
Clonality:	Polyclonal
Conjugate:	This N-Cadherin antibody is un-conjugated
Application:	Western Blotting (WB), ELISA, Immunohistochemistry (Paraffin-embedded Sections) (IHC (p)), Immunofluorescence (Cultured Cells) (IF (cc)), Immunofluorescence (Paraffin-embedded Sections) (IF (p)), Immunohistochemistry (Frozen Sections) (IHC (fro))

Product Details

Immunogen:	KLH conjugated synthetic peptide derived from human N-cadherin
Isotype:	IgG
Cross-Reactivity:	Cow, Human, Mouse, Rat, Zebrafish (Danio rerio)
Predicted Reactivity:	Pig
Purification:	Purified by Protein A.

Target Details

Target:	N-Cadherin (CDH2)
---------	-------------------

Target Details

Alternative Name:	N-cadherin (CDH2 Products)
Background:	<p>Synonyms: CDHN, NCAD, CD325, CDw325, Cadherin-2, Neural cadherin, N-cadherin, CDH2, CADH2_HUMAN</p> <p>Background: Cadherins are calcium-dependent cell adhesion proteins. They preferentially interact with themselves in a homophilic manner in connecting cells, cadherins may thus contribute to the sorting of heterogeneous cell types. Acts as a regulator of neural stem cells quiescence by mediating anchorage of neural stem cells to ependymocytes in the adult subependymal zone: upon cleavage by MMP24, CDH2-mediated anchorage is affected, leading to modulate neural stem cell quiescence. CDH2 may be involved in neuronal recognition mechanism. In hippocampal neurons, may regulate dendritic spine density (By similarity).</p>
Gene ID:	1000
UniProt:	P19022
Pathways:	Regulation of Muscle Cell Differentiation , Cell-Cell Junction Organization , Synaptic Membrane

Application Details

Application Notes:	WB 1:300-5000 ELISA 1:500-1000 IHC-P 1:200-400 IHC-F 1:100-500 IF(IHC-P) 1:50-200 IF(IHC-F) 1:50-200 IF(ICC) 1:50-200
Restrictions:	For Research Use only

Handling

Format:	Liquid
Concentration:	1 µg/µL
Buffer:	0.01M TBS(pH 7.4) with 1 % BSA, 0.02 % Proclin300 and 50 % Glycerol.
Preservative:	ProClin
Precaution of Use:	This product contains ProClin: a POISONOUS AND HAZARDOUS SUBSTANCE, which should be handled by trained staff only.

Handling

Storage: 4 °C, -20 °C

Storage Comment: Shipped at 4°C. Store at -20°C for one year. Avoid repeated freeze/thaw cycles.

Expiry Date: 12 months

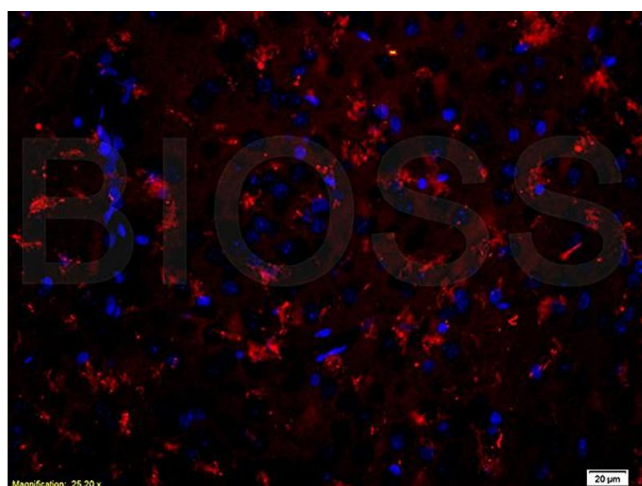
Publications

Product cited in: Yang, Li, Qi, Li, Zhou, Qing, Zhang, Gao: "lncRNA H19 is involved in TGF- β 1-induced epithelial to mesenchymal transition in bovine epithelial cells through PI3K/AKT Signaling Pathway." in: **PeerJ**, Vol. 5, pp. e3950, (2017) ([PubMed](#)).

Park, Kim, Lee: "Interaction-tailored cell aggregates in alginate hydrogels for enhanced chondrogenic differentiation." in: **Journal of biomedical materials research. Part A**, Vol. 105, Issue 1, pp. 42-50, (2016) ([PubMed](#)).

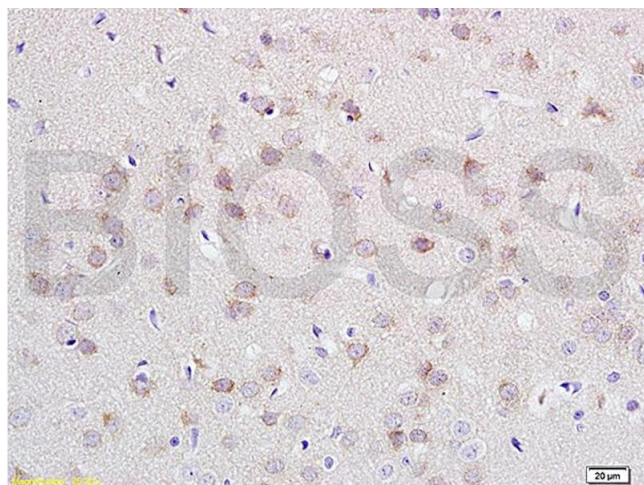
Liu, Cui, Ao, Zhou, Zhou, Yuan, Xiang, Liu, Cao et al.: "Aberrant methylation accounts for cell adhesion-related gene silencing during 3-methylcholanthrene and diethylnitrosamine induced multistep rat lung carcinogenesis associated with overexpression of ..." in: **Toxicology and applied pharmacology**, Vol. 251, Issue 1, pp. 70-8, (2011) ([PubMed](#)).

Images



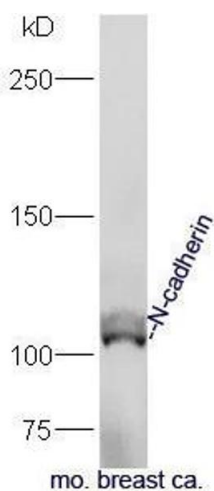
Immunofluorescence

Image 1. Formalin-fixed and paraffin-embedded rat brain labeled with Anti-CDH2/N-cadherin Polyclonal Antibody, Unconjugated (ABIN738726) 1:200, overnight at 4°C, The secondary antibody was Goat Anti-Rabbit IgG, PE conjugated used at 1:200 dilution for 40 minutes at 37°C.



Immunohistochemistry

Image 2. Formalin-fixed and paraffin embedded rat brain labeled with Anti-CDH2/N-cadherin Polyclonal Antibody, Unconjugated (ABIN738726) at 1:200 followed by conjugation to the secondary antibody and DAB staining.



Western Blotting

Image 3. Mouse breast cancer lysates probed with Anti-N-cadherin Polyclonal Antibody, Unconjugated at 1:5000 90min in 37°C.

Please check the [product details page](#) for more images. Overall 8 images are available for ABIN738726.