

Datasheet for ABIN739029

anti-Integrin beta 3 antibody (AA 27-120)**5** Images**6** Publications[Go to Product page](#)

Overview

Quantity:	100 µL
Target:	Integrin beta 3 (ITGB3)
Binding Specificity:	AA 27-120
Reactivity:	Human, Mouse
Host:	Rabbit
Clonality:	Polyclonal
Conjugate:	This Integrin beta 3 antibody is un-conjugated
Application:	Western Blotting (WB), Flow Cytometry (FACS), ELISA, Immunohistochemistry (Frozen Sections) (IHC (fro)), Immunohistochemistry (Paraffin-embedded Sections) (IHC (p)), Immunofluorescence (Paraffin-embedded Sections) (IF (p)), Immunofluorescence (Cultured Cells) (IF (cc))

Product Details

Immunogen:	KLH conjugated synthetic peptide derived from human Integrin beta 3
Isotype:	IgG
Cross-Reactivity:	Human, Mouse
Predicted Reactivity:	Cow,Pig,Rabbit
Purification:	Purified by Protein A.

Target Details

Target:	Integrin beta 3 (ITGB3)
---------	-------------------------

Target Details

Alternative Name:	Integrin beta 3 (ITGB3 Products)
Background:	<p>Synonyms: GT, CD61, GP3A, BDPLT2, GPIIIa, BDPLT16, Integrin beta-3, Platelet membrane glycoprotein IIIa, ITGB3</p> <p>Background: Integrin alpha-V/beta-3 is a receptor for cytotactin, fibronectin, laminin, matrix metalloproteinase-2, osteopontin, osteomodulin, prothrombin, thrombospondin, vitronectin and von Willebrand factor. Integrin alpha-IIb/beta-3 is a receptor for fibronectin, fibrinogen, plasminogen, prothrombin, thrombospondin and vitronectin. Integrins alpha-IIb/beta-3 and alpha-V/beta-3 recognize the sequence R-G-D in a wide array of ligands. Integrin alpha-IIb/beta-3 recognizes the sequence H-H-L-G-G-A-K-Q-A-G-D-V in fibrinogen gamma chain. Following activation integrin alpha-IIb/beta-3 brings about platelet/platelet interaction through binding of soluble fibrinogen. This step leads to rapid platelet aggregation which physically plugs ruptured endothelial surface. Fibrinogen binding enhances SELP expression in activated platelets (By similarity). In case of HIV-1 infection, the interaction with extracellular viral Tat protein seems to enhance angiogenesis in Kaposi's sarcoma lesions.</p>
Molecular Weight:	87kDa
Gene ID:	3690
UniProt:	P05106
Pathways:	Regulation of G-Protein Coupled Receptor Protein Signaling , Signaling Events mediated by VEGFR1 and VEGFR2 , Smooth Muscle Cell Migration , Integrin Complex

Application Details

Application Notes:	WB 1:300-5000 ELISA 1:500-1000 FCM 1:20-100 IHC-P 1:200-400 IHC-F 1:100-500 IF(IHC-P) 1:50-200 IF(IHC-F) 1:50-200 IF(ICC) 1:50-200
Restrictions:	For Research Use only

Handling

Format:	Liquid
---------	--------

Handling

Concentration:	1 µg/µL
Buffer:	0.01M TBS(pH 7.4) with 1 % BSA, 0.02 % Proclin300 and 50 % Glycerol.
Preservative:	ProClin
Precaution of Use:	This product contains ProClin: a POISONOUS AND HAZARDOUS SUBSTANCE, which should be handled by trained staff only.
Storage:	4 °C,-20 °C
Storage Comment:	Shipped at 4°C. Store at -20°C for one year. Avoid repeated freeze/thaw cycles.
Expiry Date:	12 months

Publications

Product cited in:

Ristori, Cicaloni, Salvini, Tinti, Tinti, Simons, Corti, Donnini, Ziche: "Amyloid-β Precursor Protein APP Down-Regulation Alters Actin Cytoskeleton-Interacting Proteins in Endothelial Cells." in: **Cells**, Vol. 9, Issue 11, (2021) ([PubMed](#)).

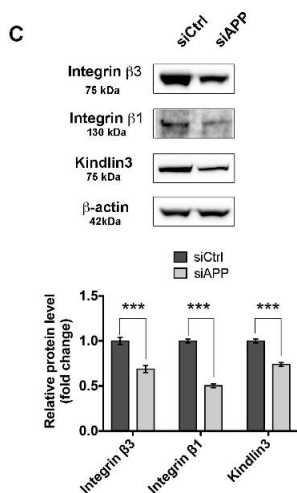
Qu, Ming-Zhang, Yuan-Fang, Wang, Zhang: "Effect of 2,3',4,4',5-Pentachlorobiphenyl Exposure on Endometrial Receptivity and the Methylation of HOXA10." in: **Reproductive sciences (Thousand Oaks, Calif.)**, Vol. 25, Issue 2, pp. 256-268, (2017) ([PubMed](#)).

Zhang, Erfle, Harder, Beneke, Beil, Bulkescher, Rohr, Keese: "High-Throughput RNAi Screening Identifies a Role for the Osteopontin Pathway in Proliferation and Migration of Human Aortic Smooth Muscle Cells." in: **Cardiovascular drugs and therapy**, Vol. 30, Issue 3, pp. 281-95, (2017) ([PubMed](#)).

Zhou, Qu, Sun, Wu, Liu, Yang, Zhang: "Sophoricoside fails the embryo implantation by compromising the uterine endometrial receptivity at implantation "window" of pregnant mice." in: **Chemico-biological interactions**, Vol. 219C, pp. 57-63, (2014) ([PubMed](#)).

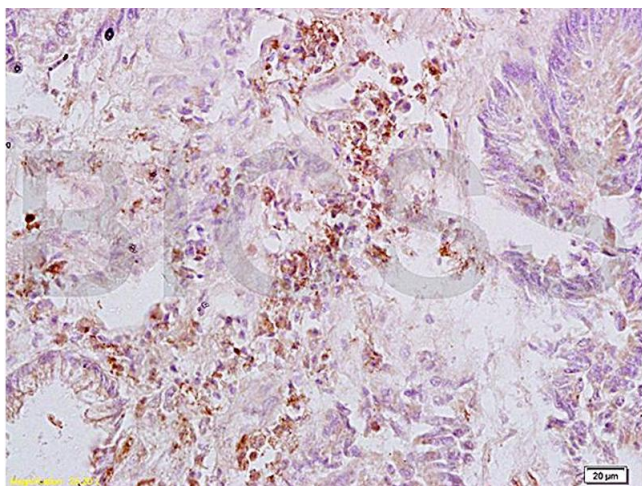
Wang, Jiang, Peng, Guo, Shang, Chen, Wu, Chen: "Induced apoptosis of osteoblasts proliferating on polyhydroxyalkanoates." in: **Biomaterials**, Vol. 34, Issue 15, pp. 3737-46, (2013) ([PubMed](#)).

There are more publications referencing this product on: [Product page](#)



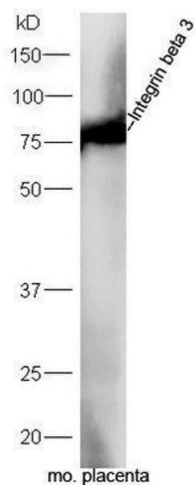
Western Blotting

Image 1. APP silencing affects HUVEC cell adhesion and focal adhesion organization and expression: Adhesion assay performed on collagen I (1 µg/mL) (A), and fibronectin (3 µg/mL) (B) coatings at different time-points (1 h, "short term adhesion", and 18 h "de-adhesion") (triplicate wells, n = 3). Attached cells were quantified by Crystal Violet staining and absorbance (Abs) measured at 540 nm wavelength. Values are represented as mean ± SEM, * p < 0.05, (C) Western blot analysis of integrin β1, integrin β3 and kindlin3 protein expression in control and silenced HUVEC cells. The bar graph shows quantification of 4 replicates (n = 4). β-actin was used as the internal control. Data are presented as the means ± SEM, *** p < 0.001, (D) Western blot analysis of focal adhesion proteins in control and silenced HUVEC cells. The bar graph represents the fold changes of the relative levels of focal adhesion proteins normalized to siCtrl. β-actin was used as the internal control. Data are presented as the means ± SEM, n = 4 replicates, *** p < 0.001, ns= not significant, (E) Subconfluent siCtrl and siAPP HUVEC cells stained for vinculin. White arrows indicate abnormal vinculin localization in siAPP cells compared to siCtrl. Scale bar = 25 µm. - figure provided by CiteAb. Source: PMID33228083



Immunohistochemistry

Image 2. Formalin-fixed and paraffin embedded human rectal carcinoma labeled with Anti-Integrin beta 3/CD61 Polyclonal Antibody, Unconjugated (ABIN739029) at 1:200, followed by conjugation to the secondary antibody and DAB staining



Western Blotting

Image 3. Mouse placenta lysates probed with Anti-Integrin beta 3 Polyclonal Antibody, Unconjugated at 1:5000 90min in 37°C

Please check the [product details page](#) for more images. Overall 5 images are available for ABIN739029.