

Datasheet for ABIN741015  
**anti-CD9 antibody (AA 101-200)**[Go to Product page](#)

4 Images

3 Publications

## Overview

Quantity:	100 µL
Target:	CD9
Binding Specificity:	AA 101-200
Reactivity:	Human, Mouse, Rat, Cow, Pig
Host:	Rabbit
Clonality:	Polyclonal
Conjugate:	This CD9 antibody is un-conjugated
Application:	Flow Cytometry (FACS), Western Blotting (WB), ELISA, Immunohistochemistry (Paraffin-embedded Sections) (IHC (p)), Immunohistochemistry (Frozen Sections) (IHC (fro)), Immunofluorescence (Cultured Cells) (IF (cc)), Immunofluorescence (Paraffin-embedded Sections) (IF (p))

## Product Details

Immunogen:	KLH conjugated synthetic peptide derived from human CD9
Isotype:	IgG
Cross-Reactivity:	Cow, Human, Mouse, Pig, Rat
Predicted Reactivity:	Dog,Cow,Sheep,Rabbit
Purification:	Purified by Protein A.

## Target Details

Target:	CD9
---------	-----

## Target Details

Alternative Name:	CD9/MRP-1 ( <a href="#">CD9 Products</a> )
Background:	<p>Synonyms: MIC3, MRP-1, BTCC-1, DRAP-27, TSPAN29, TSPAN-29, CD9 antigen, 5H9 antigen, Cell growth-inhibiting gene 2 protein, Leukocyte antigen MIC3, Motility-related protein, Tetraspanin-29, p24, CD9, GIG2</p> <p>Background: Involved in platelet activation and aggregation. Regulates paranodal junction formation. Involved in cell adhesion, cell motility and tumor metastasis. Required for sperm-egg fusion.</p>
Gene ID:	928
UniProt:	<a href="#">P21926</a>
Pathways:	<a href="#">Response to Water Deprivation</a> , <a href="#">Cell-Cell Junction Organization</a>

## Application Details

Application Notes:	WB 1:300-5000 ELISA 1:500-1000 FCM 1:20-100 IHC-P 1:200-400 IHC-F 1:100-500 IF(IHC-P) 1:50-200 IF(IHC-F) 1:50-200 IF(ICC) 1:50-200
Restrictions:	For Research Use only

## Handling

Format:	Liquid
Concentration:	1 µg/µL
Buffer:	0.01M TBS( pH 7.4) with 1 % BSA, 0.02 % Proclin300 and 50 % Glycerol.
Preservative:	ProClin
Precaution of Use:	This product contains ProClin: a POISONOUS AND HAZARDOUS SUBSTANCE, which should be handled by trained staff only.
Storage:	4 °C,-20 °C
Storage Comment:	Shipped at 4°C. Store at -20°C for one year. Avoid repeated freeze/thaw cycles.

## Handling

Expiry Date: 12 months

## Publications

Product cited in: Jankovičová, Sečová, Horovská, Olexiková, Dujíčková, Makarevich, Michalková, Antalíková: "

Distribution of tetraspanins in bovine ovarian tissue and fresh/vitrified oocytes." in:

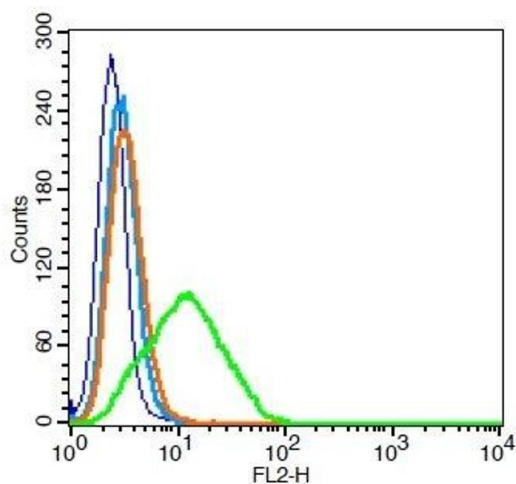
**Histochemistry and cell biology**, (2022) ([PubMed](#)).

Antalíková, Jankovičová, Simon, Cupperová, Michalková, Horovská: "Localization of CD9

Molecule on Bull Spermatozoa: Its Involvement in the Sperm-Egg Interaction." in: **Reproduction in domestic animals = Zuchthygiene**, Vol. 50, Issue 3, pp. 423-30, (2015) ([PubMed](#)).

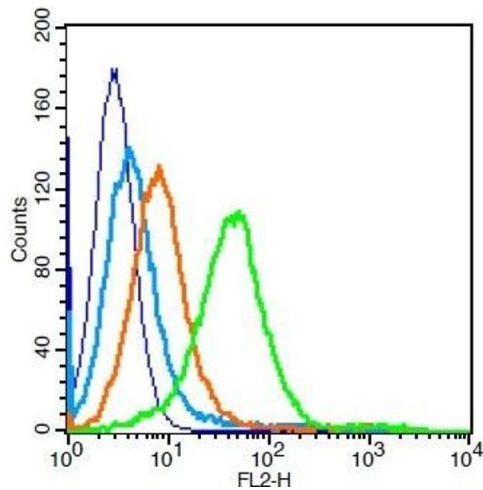
Li, Lu, Liang, Luo, Ren, Wang, Fan: "RhoE enhances multidrug resistance of gastric cancer cells by suppressing Bax." in: **Biochemical and biophysical research communications**, Vol. 379, Issue 2, pp. 212-6, (2009) ([PubMed](#)).

## Images



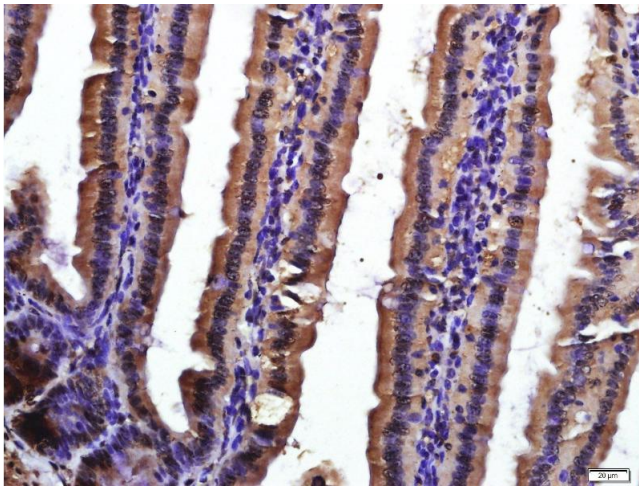
### Flow Cytometry

**Image 1.** RSC96 cells probed with CD9/MRP-1 Polyclonal Antibody, Unconjugated ) at 0.2ug for 30 minutes followed by incubation with a conjugated secondary (PE Conjugated) (green) for 30 minutes compared to control cells (blue), secondary only (light blue) and isotype control (orange).



### Flow Cytometry

**Image 2.** Mouse splenocytes probed with CD9/MRP-1 Polyclonal Antibody, Unconjugated at 1:100 for 30 minutes followed by incubation with a conjugated secondary (PE Conjugated) (green) for 30 minutes compared to control cells (blue), secondary only (light blue) and isotype control (orange).



### Immunohistochemistry (Paraffin-embedded Sections)

**Image 3.** Paraformaldehyde-fixed, paraffin embedded mouse intestine, Antigen retrieval by boiling in sodium citrate buffer (pH6.0) for 15min, Block endogenous peroxidase by 3% hydrogen peroxide for 20 minutes, Blocking buffer (normal goat serum) at 37°C for 30min, Antibody incubation with CD9 Polyclonal Antibody, Unconjugated at 1:400 overnight at 4°C, followed by a conjugated secondary for 20 minutes and DAB staining.

Please check the [product details page](#) for more images. Overall 4 images are available for ABIN741015.