

Datasheet for ABIN7426484

anti-COL8A1 antibody (AA 575-743)



[Go to Product page](#)

4 Images

Overview

Quantity:	100 µL
Target:	COL8A1
Binding Specificity:	AA 575-743
Reactivity:	Human
Host:	Mouse
Clonality:	Monoclonal
Conjugate:	This COL8A1 antibody is un-conjugated
Application:	Western Blotting (WB), Immunohistochemistry (IHC), Immunoprecipitation (IP), Immunocytochemistry (ICC)

Product Details

Purpose:	Monoclonal Antibody to Collagen Type VIII Alpha 1 (COL8a1)
Immunogen:	Recombinant Collagen Type VIII Alpha 1 (COL8a1) corresponding to Pro575~Pro743 with N-terminal His Tag
Clone:	C8
Isotype:	IgG2a kappa
Specificity:	The antibody is a mouse monoclonal antibody raised against COL8a1. It has been selected for its ability to recognize COL8a1 in immunohistochemical staining and western blotting.
Cross-Reactivity:	Mouse, Pig
Purification:	Protein A + Protein G affinity chromatography

Target Details

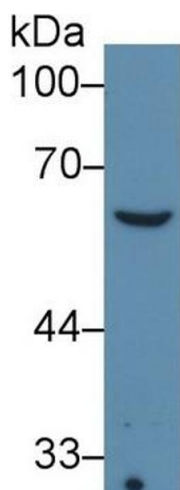
Target:	COL8A1
Alternative Name:	Collagen Type VIII Alpha 1 (COL8A1 Products)
Background:	COL8-A1, Collagen Alpha-1(VIII)chain, Endothelial collagen, Vastatin

Application Details

Application Notes:	Western blotting: 0.5-2 µg/mL Immunohistochemistry: 5-20 µg/mL Immunocytochemistry: 5-20 µg/mL Optimal working dilutions must be determined by end user.
Comment:	The thermal stability is described by the loss rate. The loss rate was determined by accelerated thermal degradation test, that is, incubate the protein at 37°C for 48h, and no obvious degradation and precipitation were observed. The loss rate is less than 5% within the expiration date under appropriate storage condition.
Restrictions:	For Research Use only


Handling

Format:	Liquid
Buffer:	0.01M PBS, pH 7.4, containing 0.05 % Proclin-300, 50 % glycerol.
Preservative:	ProClin
Precaution of Use:	This product contains ProClin: a POISONOUS AND HAZARDOUS SUBSTANCE which should be handled by trained staff only.
Storage:	4 °C,-20 °C
Storage Comment:	Store at 4°C for frequent use. Stored at -20°C in a manual defrost freezer for two year without detectable loss of activity. Avoid repeated freeze-thaw cycles.
Expiry Date:	24 months



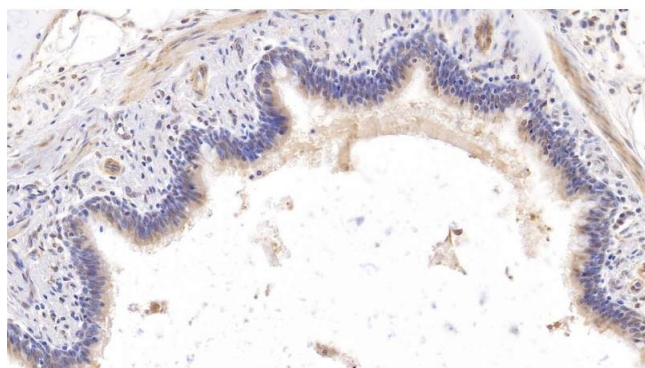
Western Blotting

Image 1. Detection of COL8a1 in Sp2/0 cell lysate using Monoclonal Antibody to Collagen Type VIII Alpha 1 (COL8a1)



Western Blotting

Image 2. Detection of Recombinant COL8a1, Human using Monoclonal Antibody to Collagen Type VIII Alpha 1 (COL8a1)



Immunohistochemistry

Image 3. Detection of COL8a1 in Human Lung Tissue using Monoclonal Antibody to Collagen Type VIII Alpha 1 (COL8a1)

Please check the [product details page](#) for more images. Overall 4 images are available for ABIN7426484.