

Datasheet for ABIN7427117
anti-PCSK9 antibody (AA 164-428)

5 Images

[Go to Product page](#)

Overview

Quantity:	100 µL
Target:	PCSK9
Binding Specificity:	AA 164-428
Reactivity:	Rat
Host:	Mouse
Clonality:	Monoclonal
Conjugate:	This PCSK9 antibody is un-conjugated
Application:	Western Blotting (WB), Immunohistochemistry (IHC), Immunoprecipitation (IP), Immunocytochemistry (ICC)

Product Details

Purpose:	Monoclonal Antibody to Proprotein Convertase Subtilisin/Kexin Type 9 (PCSK9)
Immunogen:	Recombinant Proprotein Convertase Subtilisin/Kexin Type 9 (PCSK9) corresponding to Trp164~Phe428 with N-terminal His and GST Tag
Clone:	C5
Isotype:	IgG2b kappa
Specificity:	The antibody is a mouse monoclonal antibody raised against PCSK9. It has been selected for its ability to recognize PCSK9 in immunohistochemical staining and western blotting.
Purification:	Protein A + Protein G affinity chromatography

Target Details


Target:	PCSK9
Alternative Name:	Proprotein Convertase Subtilisin/Kexin Type 9 (PCSK9 Products)
Background:	FH3, HCHOLA3, NARC1, Hypercholesterolemia, Autosomal Dominant 3, Neural apoptosis-regulated convertase 1, Proprotein convertase 9, Subtilisin/kexin-like protease PC9

Application Details

Application Notes:	Western blotting: 0.5-2 µg/mL 1:500-2000 Immunohistochemistry: 5-20 µg/mL 1:50-200 Immunocytochemistry: 5-20 µg/mL 1:50-200 Optimal working dilutions must be determined by end user.
Comment:	The thermal stability is described by the loss rate. The loss rate was determined by accelerated thermal degradation test, that is, incubate the protein at 37°C for 48h, and no obvious degradation and precipitation were observed. The loss rate is less than 5% within the expiration date under appropriate storage condition.
Restrictions:	For Research Use only

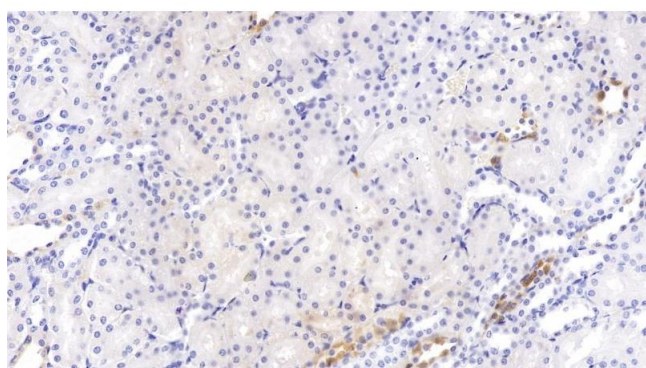
Handling

Format:	Liquid
Buffer:	PBS, pH 7.4, containing 0.02 % Sodium azide, 50 % glycerol.
Preservative:	Sodium azide
Precaution of Use:	This product contains Sodium azide: a POISONOUS AND HAZARDOUS SUBSTANCE which should be handled by trained staff only.
Storage:	4 °C, -20 °C
Storage Comment:	Store at 4°C for frequent use. Stored at -20°C in a manual defrost freezer for two year without detectable loss of activity. Avoid repeated freeze-thaw cycles.
Expiry Date:	24 months



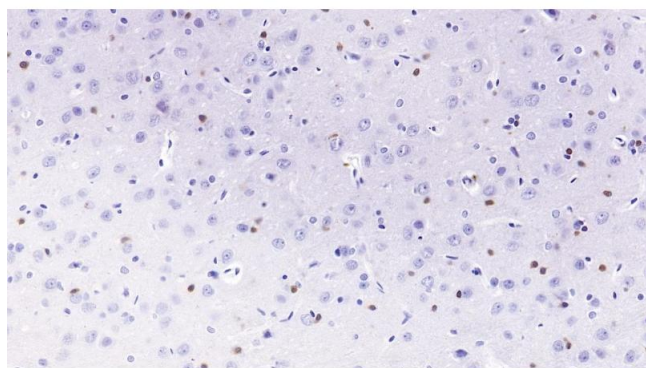
Western Blotting

Image 1. Detection of PCSK9 in Human Jurkat cell lysate using Monoclonal Antibody to Proprotein Convertase Subtilisin/Kexin Type 9 (PCSK9)



Immunohistochemistry

Image 2. Detection of PCSK9 in Rat Kidney Tissue using Monoclonal Antibody to Proprotein Convertase Subtilisin/Kexin Type 9 (PCSK9)



Immunohistochemistry

Image 3. Detection of PCSK9 in Rat Cerebrum Tissue using Monoclonal Antibody to Proprotein Convertase Subtilisin/Kexin Type 9 (PCSK9)

Please check the [product details page](#) for more images. Overall 5 images are available for ABIN7427117.