

Datasheet for ABIN7427750
anti-IL1F9 antibody (AA 5-149)

3 Images

[Go to Product page](#)

Overview

Quantity:	100 µL
Target:	IL1F9
Binding Specificity:	AA 5-149
Reactivity:	Mouse
Host:	Mouse
Clonality:	Monoclonal
Conjugate:	This IL1F9 antibody is un-conjugated
Application:	Western Blotting (WB), Immunohistochemistry (IHC), Immunoprecipitation (IP), Immunocytochemistry (ICC)

Product Details

Purpose:	Monoclonal Antibody to Interleukin 1 Family, Member 9 (IL1F9)
Immunogen:	Recombinant Interleukin 1 Family, Member 9 (IL1F9) corresponding to His5~Lys149 with N-terminal His Tag
Clone:	D2
Isotype:	IgG2a kappa
Specificity:	The antibody is a mouse monoclonal antibody raised against IL1F9. It has been selected for its ability to recognize IL1F9 in immunohistochemical staining and western blotting.
Cross-Reactivity:	Human, Rat
Purification:	Protein A + Protein G affinity chromatography

Target Details

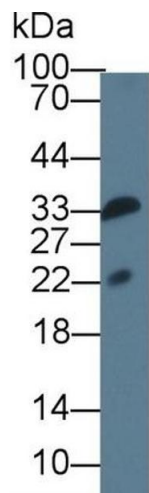
Target:	IL1F9
Alternative Name:	Interleukin 1 Family, Member 9 (IL1F9 Products)
Background:	IL-1F9, IL36g, IL-1H1, IL-1RP2, IL1E, IL1H1, IL1RP2, Interleukin 36, Gamma, Interleukin-1 Homolog 1, Interleukin-1 epsilon, Interleukin 1-Related Protein 2

Application Details

Application Notes:	Western blotting: 0.5-3 µg/mL Immunohistochemistry: 5-30 µg/mL Immunocytochemistry: 5-30 µg/mL Optimal working dilutions must be determined by end user.
Comment:	The thermal stability is described by the loss rate. The loss rate was determined by accelerated thermal degradation test, that is, incubate the protein at 37°C for 48h, and no obvious degradation and precipitation were observed. The loss rate is less than 5% within the expiration date under appropriate storage condition.
Restrictions:	For Research Use only


Handling

Format:	Liquid
Buffer:	0.01M PBS, pH 7.4, containing 0.05 % Proclin-300, 50 % glycerol.
Preservative:	ProClin
Precaution of Use:	This product contains ProClin: a POISONOUS AND HAZARDOUS SUBSTANCE which should be handled by trained staff only.
Storage:	4 °C, -20 °C
Storage Comment:	Store at 4°C for frequent use. Stored at -20°C in a manual defrost freezer for two year without detectable loss of activity. Avoid repeated freeze-thaw cycles.
Expiry Date:	24 months



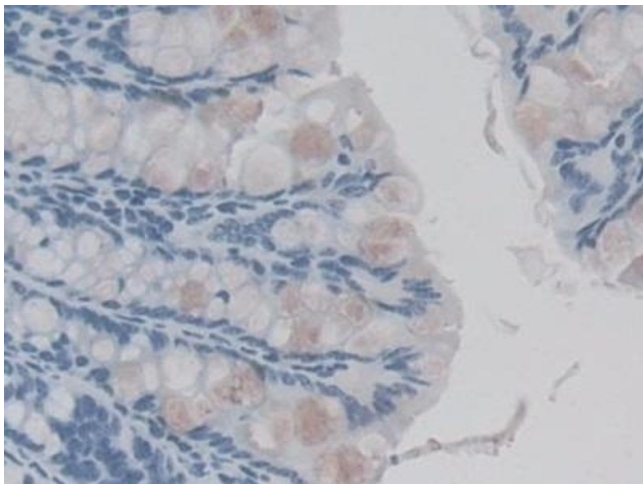
Western Blotting

Image 1. Detection of IL1F9 in Rat Serum using Monoclonal Antibody to Interleukin 1 Family, Member 9 (IL1F9)



Western Blotting

Image 2. Detection of Recombinant IL1F9, Mouse using Monoclonal Antibody to Interleukin 1 Family, Member 9 (IL1F9)



Immunohistochemistry

Image 3. Detection of IL1F9 in Mouse Colon Tissue using Monoclonal Antibody to Interleukin 1 Family, Member 9 (IL1F9)