

Datasheet for ABIN7427915

anti-PAI1 antibody

9 Images

[Go to Product page](#)

Overview

Quantity:	100 µL
Target:	PAI1 (SERPINE1)
Reactivity:	Human
Host:	Mouse
Clonality:	Monoclonal
Conjugate:	This PAI1 antibody is un-conjugated
Application:	Western Blotting (WB), Immunohistochemistry (IHC), Immunoprecipitation (IP), Immunocytochemistry (ICC)

Product Details

Purpose:	Monoclonal Antibody to Plasminogen Activator Inhibitor 1 (PAI1)
Immunogen:	Recombinant Plasminogen Activator Inhibitor 1 (PAI1) corresponding to N-terminal His Tag
Clone:	C1
Isotype:	IgG2a kappa
Specificity:	The antibody is a mouse monoclonal antibody raised against PAI1. It has been selected for its ability to recognize PAI1 in immunohistochemical staining and western blotting.
Purification:	Protein A + Protein G affinity chromatography

Target Details

Target:	PAI1 (SERPINE1)
---------	-----------------

Target Details

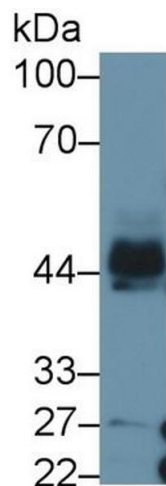
Alternative Name:	Plasminogen Activator Inhibitor 1 (SERPINE1 Products)
Background:	SERPINE1, PLANH1, Serpin Peptidase Inhibitor Clade E Member 1, Nexin, Plasminogen Activator Inhibitor Type 1 Serpin E1, Endothelial plasminogen activator inhibitor
Pathways:	p53 Signaling , Cellular Response to Molecule of Bacterial Origin , Carbohydrate Homeostasis , Autophagy , Smooth Muscle Cell Migration

Application Details

Application Notes:	Western blotting: 0.5-2 µg/mL Immunohistochemistry: 5-20 µg/mL Immunocytochemistry: 5-20 µg/mL Optimal working dilutions must be determined by end user.
Comment:	The thermal stability is described by the loss rate. The loss rate was determined by accelerated thermal degradation test, that is, incubate the protein at 37°C for 48h, and no obvious degradation and precipitation were observed. The loss rate is less than 5% within the expiration date under appropriate storage condition.
Restrictions:	For Research Use only

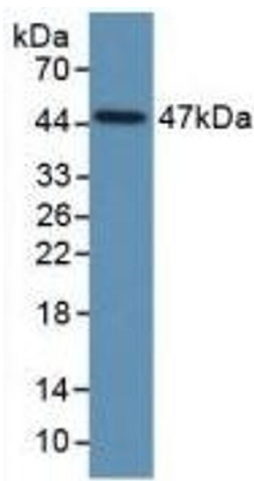
Handling

Format:	Liquid
Buffer:	0.01M PBS, pH 7.4, containing 0.05 % Proclin-300, 50 % glycerol.
Preservative:	ProClin
Precaution of Use:	This product contains ProClin: a POISONOUS AND HAZARDOUS SUBSTANCE which should be handled by trained staff only.
Storage:	4 °C, -20 °C
Storage Comment:	Store at 4°C for frequent use. Stored at -20°C in a manual defrost freezer for two year without detectable loss of activity. Avoid repeated freeze-thaw cycles.
Expiry Date:	24 months



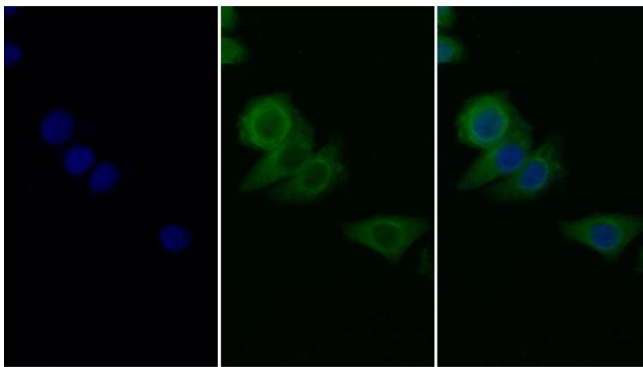
Western Blotting

Image 1. Detection of PAI1 in Human Placenta lysate using Monoclonal Antibody to Plasminogen Activator Inhibitor 1 (PAI1)



Western Blotting

Image 2. Detection of Recombinant PAI1, Human using Monoclonal Antibody to Plasminogen Activator Inhibitor 1 (PAI1)



Immunofluorescence

Image 3. Detection of PAI1 in Human Hela cell using Monoclonal Antibody to Plasminogen Activator Inhibitor 1 (PAI1)

Please check the [product details page](#) for more images. Overall 9 images are available for ABIN7427915.