

Datasheet for ABIN7428446
anti-SEMA3A antibody (AA 580-664)

5 Images

[Go to Product page](#)

Overview

Quantity:	100 µL
Target:	SEMA3A
Binding Specificity:	AA 580-664
Reactivity:	Human
Host:	Mouse
Clonality:	Monoclonal
Conjugate:	This SEMA3A antibody is un-conjugated
Application:	Western Blotting (WB), Immunohistochemistry (IHC), Immunoprecipitation (IP), Immunocytochemistry (ICC)

Product Details

Purpose:	Monoclonal Antibody to Semaphorin 3A (SEMA3A)
Immunogen:	Recombinant Semaphorin 3A (SEMA3A) corresponding to Pro580~Thr664 with N-terminal His Tag
Clone:	C2
Isotype:	IgG2a kappa
Specificity:	The antibody is a mouse monoclonal antibody raised against SEMA3A. It has been selected for its ability to recognize SEMA3A in immunohistochemical staining and western blotting.
Cross-Reactivity:	Mouse, Pig, Rat
Purification:	Protein A + Protein G affinity chromatography

Target Details

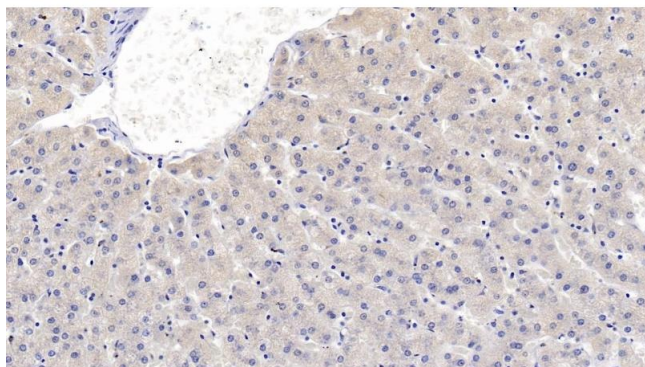
Target:	SEMA3A
Alternative Name:	Semaphorin 3A (SEMA3A Products)
Background:	SEMAL, Hsema-I, Hsema-III, SEMA1, SEMAD, SEMAIII, SemD, Coll-1, Sema Domain, Immunoglobulin Domain(Ig), Transmembrane Domain(TM) and Short Cytoplasmic Domain 3A
Pathways:	Regulation of Cell Size

Application Details

Application Notes:	Western blotting: 0.5-2 µg/mL Immunohistochemistry: 5-20 µg/mL Immunocytochemistry: 5-20 µg/mL Optimal working dilutions must be determined by end user.
Comment:	The thermal stability is described by the loss rate. The loss rate was determined by accelerated thermal degradation test, that is, incubate the protein at 37°C for 48h, and no obvious degradation and precipitation were observed. The loss rate is less than 5% within the expiration date under appropriate storage condition.
Restrictions:	For Research Use only


Handling

Format:	Liquid
Buffer:	PBS, pH 7.4, containing 0.02 % Sodium azide, 50 % glycerol.
Preservative:	Sodium azide
Precaution of Use:	This product contains Sodium azide: a POISONOUS AND HAZARDOUS SUBSTANCE which should be handled by trained staff only.
Storage:	4 °C, -20 °C
Storage Comment:	Store at 4°C for frequent use. Stored at -20°C in a manual defrost freezer for two year without detectable loss of activity. Avoid repeated freeze-thaw cycles.
Expiry Date:	24 months



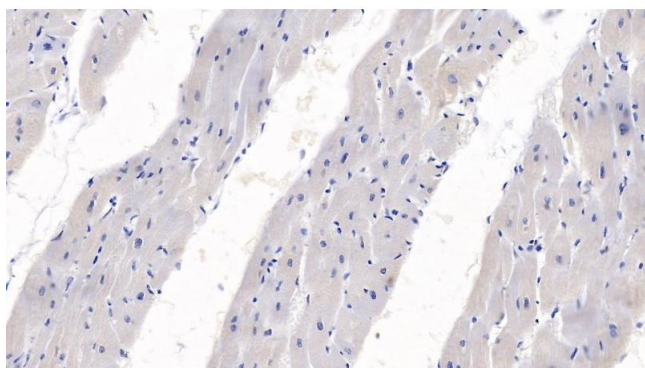
Immunohistochemistry

Image 1. Detection of SEMA3A in Human Liver Tissue using Monoclonal Antibody to Semaphorin 3A (SEMA3A)



Western Blotting

Image 2. Detection of Recombinant SEMA3A, Human using Monoclonal Antibody to Semaphorin 3A (SEMA3A)



Immunohistochemistry

Image 3. Detection of SEMA3A in Human Heart Tissue using Monoclonal Antibody to Semaphorin 3A (SEMA3A)

Please check the [product details page](#) for more images. Overall 5 images are available for ABIN7428446.