

Datasheet for ABIN7428998
anti-Fibronectin antibody (AA 2117-2236)[Go to Product page](#)

6 Images

Overview

Quantity:	100 µL
Target:	Fibronectin
Binding Specificity:	AA 2117-2236
Reactivity:	Mouse
Host:	Rabbit
Clonality:	Polyclonal
Conjugate:	This Fibronectin antibody is un-conjugated
Application:	Western Blotting (WB), Immunohistochemistry (IHC), Immunoprecipitation (IP), Immunocytochemistry (ICC)

Product Details

Purpose:	Polyclonal Antibody to Fibronectin (FN)
Immunogen:	Recombinant Fibronectin (FN) corresponding to Gly2117~Leu2236 with N-terminal His Tag
Isotype:	IgG
Specificity:	The antibody is a rabbit polyclonal antibody raised against FN. It has been selected for its ability to recognize FN in immunohistochemical staining and western blotting.
Cross-Reactivity:	Human, Rat
Purification:	Antigen-specific affinity chromatography followed by Protein A affinity chromatography

Target Details


Target:	Fibronectin
Abstract:	Fibronectin Products
Background:	FN1, CIG, FINC, LETS, MSF, GFND2, Anastellin, Migration-Stimulating Factor, Cold-Insoluble Globulin, Large, External, Transformation-Sensitive Protein

Application Details

Application Notes:	Western blotting: 0.5-2 µg/mL Immunohistochemistry: 5-20 µg/mL Immunocytochemistry: 5-20 µg/mL Optimal working dilutions must be determined by end user.
Comment:	The thermal stability is described by the loss rate. The loss rate was determined by accelerated thermal degradation test, that is, incubate the protein at 37°C for 48h, and no obvious degradation and precipitation were observed. The loss rate is less than 5% within the expiration date under appropriate storage condition.
Restrictions:	For Research Use only

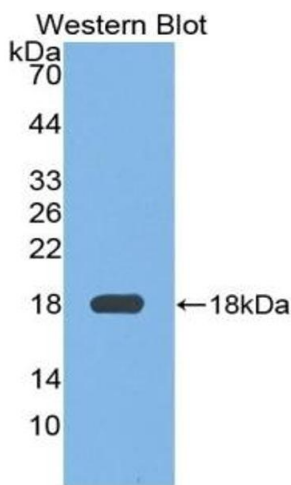
Handling

Format:	Liquid
Buffer:	PBS, pH 7.4, containing 0.02 % Sodium azide, 50 % glycerol.
Preservative:	Sodium azide
Precaution of Use:	This product contains Sodium azide: a POISONOUS AND HAZARDOUS SUBSTANCE which should be handled by trained staff only.
Storage:	4 °C, -20 °C
Storage Comment:	Store at 4°C for frequent use. Stored at -20°C in a manual defrost freezer for two year without detectable loss of activity. Avoid repeated freeze-thaw cycles.
Expiry Date:	24 months



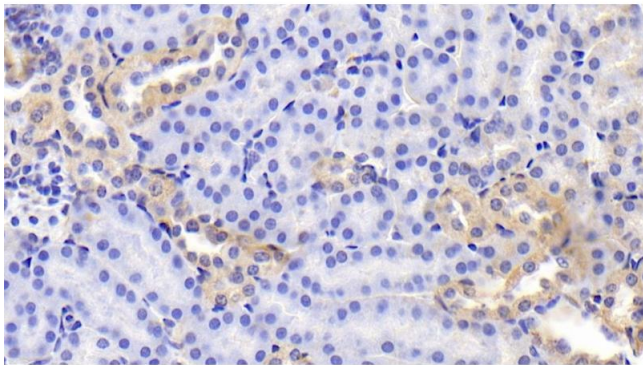
Western Blotting

Image 1. Detection of FN in Mouse Plasma using Polyclonal Antibody to Fibronectin (FN)



Western Blotting

Image 2. Detection of Recombinant FN, Mouse using Polyclonal Antibody to Fibronectin (FN)



Immunohistochemistry

Image 3. Detection of FN in Mouse Kidney Tissue using Polyclonal Antibody to Fibronectin (FN)

Please check the [product details page](#) for more images. Overall 6 images are available for ABIN7428998.