

Datasheet for ABIN7429040
anti-MUC2 antibody (AA 27-110)

6 Images

[Go to Product page](#)

Overview

Quantity:	100 µL
Target:	MUC2
Binding Specificity:	AA 27-110
Reactivity:	Mouse
Host:	Rabbit
Clonality:	Polyclonal
Conjugate:	This MUC2 antibody is un-conjugated
Application:	Immunohistochemistry (IHC), Western Blotting (WB), Immunoprecipitation (IP), Immunocytochemistry (ICC)

Product Details

Purpose:	Polyclonal Antibody to Mucin 2 (MUC2)
Immunogen:	Recombinant Mucin 2 (MUC2) corresponding to Ala27~Asn110 with N-terminal His Tag
Isotype:	IgG
Specificity:	The antibody is a rabbit polyclonal antibody raised against MUC2. It has been selected for its ability to recognize MUC2 in immunohistochemical staining and western blotting.
Cross-Reactivity:	Rat
Purification:	Antigen-specific affinity chromatography followed by Protein A affinity chromatography

Target Details


Target:	MUC2
Alternative Name:	Mucin 2 (MUC2 Products)
Background:	MLP, SMUC, Oligomeric Mucus/Gel-Forming, Mucin 2,Intestinal/Tracheal

Application Details

Application Notes:	Western blotting: 0.5-2 µg/mL Immunohistochemistry: 5-20 µg/mL Immunocytochemistry: 5-20 µg/mL Optimal working dilutions must be determined by end user.
Comment:	The thermal stability is described by the loss rate. The loss rate was determined by accelerated thermal degradation test, that is, incubate the protein at 37°C for 48h, and no obvious degradation and precipitation were observed. The loss rate is less than 5% within the expiration date under appropriate storage condition.
Restrictions:	For Research Use only


Handling

Format:	Liquid
Buffer:	0.01M PBS, pH 7.4, containing 0.05 % Proclin-300, 50 % glycerol.
Preservative:	ProClin
Precaution of Use:	This product contains ProClin: a POISONOUS AND HAZARDOUS SUBSTANCE which should be handled by trained staff only.
Storage:	4 °C,-20 °C
Storage Comment:	Store at 4°C for frequent use. Stored at -20°C in a manual defrost freezer for two year without detectable loss of activity. Avoid repeated freeze-thaw cycles.
Expiry Date:	24 months



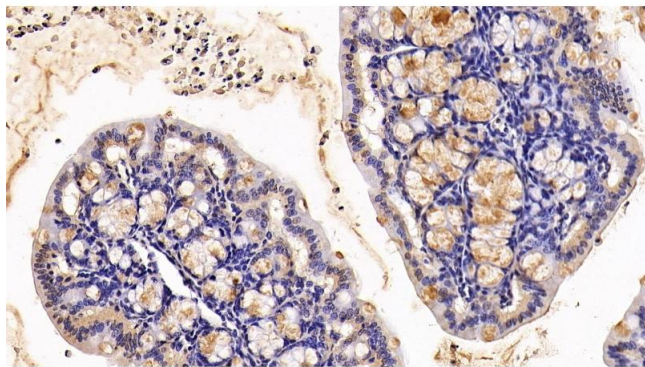
Western Blotting

Image 1. Detection of MUC2 in Mouse Colon lysate using Polyclonal Antibody to Mucin 2 (MUC2)



Western Blotting

Image 2. Detection of Recombinant MUC2, Mouse using Polyclonal Antibody to Mucin 2 (MUC2)



Immunohistochemistry

Image 3. Detection of MUC2 in Mouse Colon Tissue using Polyclonal Antibody to Mucin 2 (MUC2)

Please check the [product details page](#) for more images. Overall 6 images are available for ABIN7429040.