

Datasheet for ABIN7429049
anti-MUC1 antibody (AA 404-655)

5 Images

[Go to Product page](#)

Overview

Quantity:	100 µL
Target:	MUC1
Binding Specificity:	AA 404-655
Reactivity:	Rat
Host:	Rabbit
Clonality:	Polyclonal
Conjugate:	This MUC1 antibody is un-conjugated
Application:	Immunohistochemistry (IHC), Western Blotting (WB), Immunoprecipitation (IP), Immunocytochemistry (ICC)

Product Details

Purpose:	Polyclonal Antibody to Mucin 1 (MUC1)
Immunogen:	Recombinant Mucin 1 (MUC1) corresponding to Ser404~Leu655 with N-terminal His and GST Tag
Isotype:	IgG
Specificity:	The antibody is a rabbit polyclonal antibody raised against MUC1. It has been selected for its ability to recognize MUC1 in immunohistochemical staining and western blotting.
Purification:	Antigen-specific affinity chromatography followed by Protein A affinity chromatography

Target Details

Target:	MUC1
---------	------

Target Details

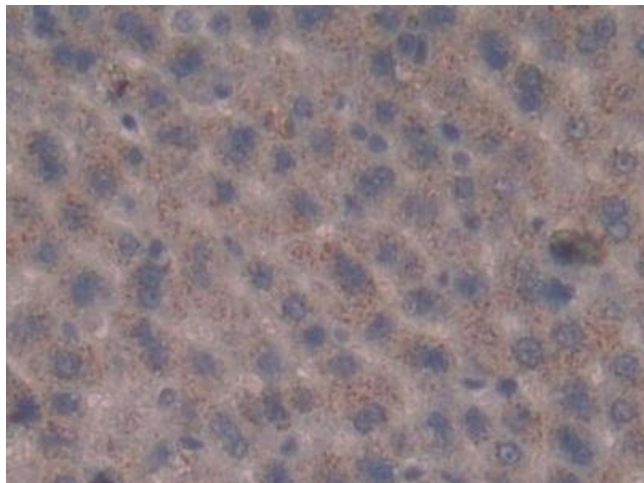
Alternative Name:	Mucin 1 (MUC1 Products)
Background:	CD227, EMA, H23AG, KL-6, PEM, PEMT, PUM, CA15-3, CA153, Cancer antigen 15-3, Carcinoma-associated mucin, Episialin, Peanut-reactive urinary mucin, Polymorphic epithelial mucin
Pathways:	Negative Regulation of intrinsic apoptotic Signaling

Application Details

Application Notes:	Western blotting: 0.5-2 µg/mL Immunohistochemistry: 5-20 µg/mL Immunocytochemistry: 5-20 µg/mL Optimal working dilutions must be determined by end user.
Comment:	The thermal stability is described by the loss rate. The loss rate was determined by accelerated thermal degradation test, that is, incubate the protein at 37°C for 48h, and no obvious degradation and precipitation were observed. The loss rate is less than 5% within the expiration date under appropriate storage condition.
Restrictions:	For Research Use only

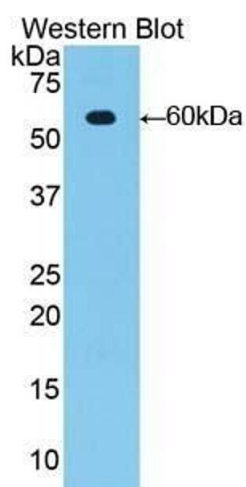
Handling

Format:	Liquid
Buffer:	0.01M PBS, pH 7.4, containing 0.05 % Proclin-300, 50 % glycerol.
Preservative:	ProClin
Precaution of Use:	This product contains ProClin: a POISONOUS AND HAZARDOUS SUBSTANCE which should be handled by trained staff only.
Storage:	4 °C, -20 °C
Storage Comment:	Store at 4°C for frequent use. Stored at -20°C in a manual defrost freezer for two year without detectable loss of activity. Avoid repeated freeze-thaw cycles.
Expiry Date:	24 months



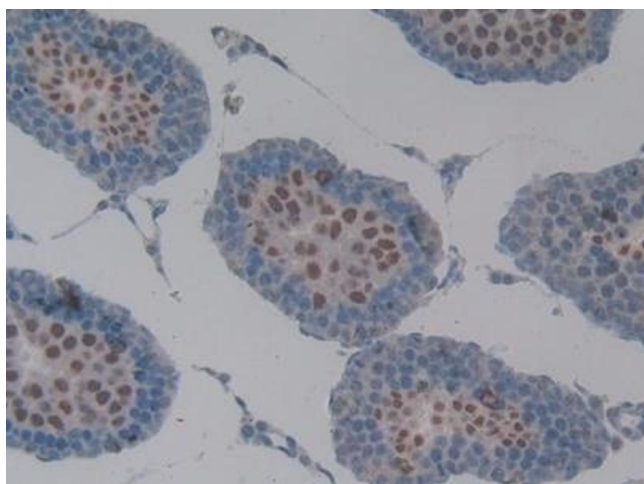
Immunohistochemistry

Image 1. Detection of MUC1 in Rat Liver Tissue using Polyclonal Antibody to Mucin 1 (MUC1)



Western Blotting

Image 2. Detection of Recombinant MUC1, Rat using Polyclonal Antibody to Mucin 1 (MUC1)



Immunohistochemistry

Image 3. Detection of MUC1 in Rat Testis Tissue using Polyclonal Antibody to Mucin 1 (MUC1)

Please check the [product details page](#) for more images. Overall 5 images are available for ABIN7429049.