

Datasheet for ABIN7429115
anti-VWF antibody (AA 1498-1665)[Go to Product page](#)

4 Images

Overview

Quantity:	100 µL
Target:	VWF
Binding Specificity:	AA 1498-1665
Reactivity:	Mouse
Host:	Rabbit
Clonality:	Polyclonal
Conjugate:	This VWF antibody is un-conjugated
Application:	Western Blotting (WB), Immunohistochemistry (IHC), Immunoprecipitation (IP), Immunocytochemistry (ICC)

Product Details

Purpose:	Polyclonal Antibody to Von Willebrand Factor (vWF)
Immunogen:	Recombinant Von Willebrand Factor (vWF) corresponding to Asp1498~Val1665 with N-terminal His Tag
Isotype:	IgG
Specificity:	The antibody is a rabbit polyclonal antibody raised against vWF. It has been selected for its ability to recognize vWF in immunohistochemical staining and western blotting.
Cross-Reactivity:	Rat
Purification:	Antigen-specific affinity chromatography followed by Protein A affinity chromatography

Target Details

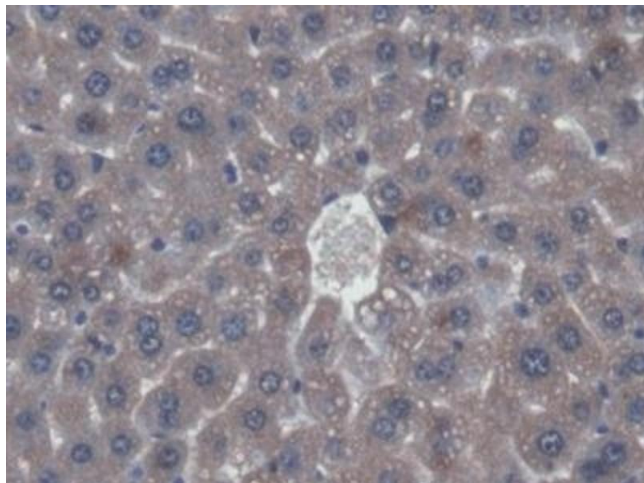
Target:	VWF
Alternative Name:	Von Willebrand Factor (VWF Products)
Background:	F8VWF, VWD, von Willebrand antigen 2

Application Details

Application Notes:	Western blotting: 0.5-2 µg/mL Immunohistochemistry: 5-20 µg/mL Immunocytochemistry: 5-20 µg/mL Optimal working dilutions must be determined by end user.
Comment:	The thermal stability is described by the loss rate. The loss rate was determined by accelerated thermal degradation test, that is, incubate the protein at 37°C for 48h, and no obvious degradation and precipitation were observed. The loss rate is less than 5% within the expiration date under appropriate storage condition.
Restrictions:	For Research Use only


Handling

Format:	Liquid
Buffer:	0.01M PBS, pH 7.4, containing 0.05 % Proclin-300, 50 % glycerol.
Preservative:	ProClin
Precaution of Use:	This product contains ProClin: a POISONOUS AND HAZARDOUS SUBSTANCE which should be handled by trained staff only.
Storage:	4 °C,-20 °C
Storage Comment:	Store at 4°C for frequent use. Stored at -20°C in a manual defrost freezer for two year without detectable loss of activity. Avoid repeated freeze-thaw cycles.
Expiry Date:	24 months



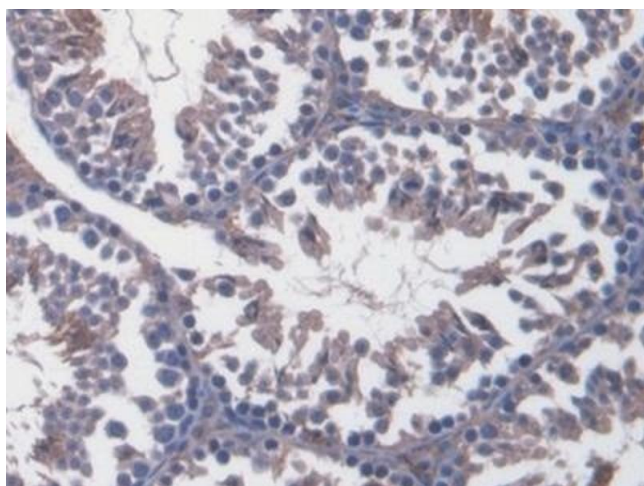
Immunohistochemistry

Image 1. Detection of vWF in Mouse Liver Tissue using Polyclonal Antibody to Von Willebrand Factor (vWF)



Western Blotting

Image 2. Detection of Recombinant vWF, Mouse using Polyclonal Antibody to Von Willebrand Factor (vWF)



Immunohistochemistry

Image 3. Detection of vWF in Mouse Testis Tissue using Polyclonal Antibody to Von Willebrand Factor (vWF)

Please check the [product details page](#) for more images. Overall 4 images are available for ABIN7429115.