

Datasheet for ABIN7429133
anti-APOE antibody (AA 19-181)

9 Images

[Go to Product page](#)

Overview

Quantity:	100 µL
Target:	APOE
Binding Specificity:	AA 19-181
Reactivity:	Human
Host:	Rabbit
Clonality:	Polyclonal
Conjugate:	This APOE antibody is un-conjugated
Application:	Western Blotting (WB), Immunohistochemistry (IHC), Immunoprecipitation (IP), Immunocytochemistry (ICC)

Product Details

Purpose:	Polyclonal Antibody to Apolipoprotein E (APOE)
Immunogen:	Recombinant Apolipoprotein E (APOE) corresponding to Lys19~Gln181 with N-terminal His Tag
Isotype:	IgG
Specificity:	The antibody is a rabbit polyclonal antibody raised against APOE. It has been selected for its ability to recognize APOE in immunohistochemical staining and western blotting.
Cross-Reactivity:	Mouse, Pig
Purification:	Antigen-specific affinity chromatography followed by Protein A affinity chromatography

Target Details

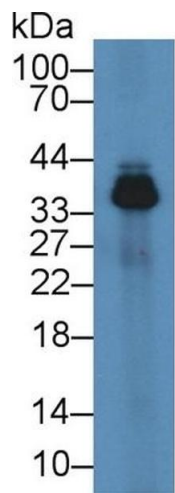
Target:	APOE
Alternative Name:	Apolipoprotein E (APOE Products)
Background:	Apo-E, AD2, Apoprotein, Alzheimer Disease 2(E4-Associated,Late Onset
Pathways:	Regulation of Cell Size , Lipid Metabolism

Application Details

Application Notes:	Western blotting: 0.5-2 µg/mL Immunohistochemistry: 5-20 µg/mL Immunocytochemistry: 5-20 µg/mL Optimal working dilutions must be determined by end user.
Comment:	The thermal stability is described by the loss rate. The loss rate was determined by accelerated thermal degradation test, that is, incubate the protein at 37°C for 48h, and no obvious degradation and precipitation were observed. The loss rate is less than 5% within the expiration date under appropriate storage condition.
Restrictions:	For Research Use only


Handling

Format:	Liquid
Buffer:	PBS, pH 7.4, containing 0.02 % Sodium azide, 50 % glycerol.
Preservative:	Sodium azide
Precaution of Use:	This product contains Sodium azide: a POISONOUS AND HAZARDOUS SUBSTANCE which should be handled by trained staff only.
Storage:	4 °C,-20 °C
Storage Comment:	Store at 4°C for frequent use. Stored at -20°C in a manual defrost freezer for two year without detectable loss of activity. Avoid repeated freeze-thaw cycles.
Expiry Date:	24 months



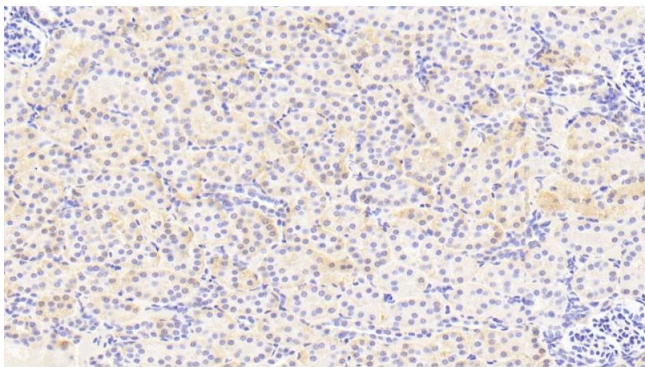
Western Blotting

Image 1. Detection of APOE in Mouse Serum using Polyclonal Antibody to Apolipoprotein E (APOE)



Western Blotting

Image 2. Detection of Recombinant APOE, Human using Polyclonal Antibody to Apolipoprotein E (APOE)



Immunohistochemistry

Image 3. Detection of APOE in Human Kidney Tissue using Polyclonal Antibody to Apolipoprotein E (APOE)

Please check the [product details page](#) for more images. Overall 9 images are available for ABIN7429133.