Datasheet for ABIN7429214

anti-SOD1 antibody (AA 2-154)

6 Images

Go to Product page

Overview

Quantity:	100 µL
Target:	SOD1
Binding Specificity:	AA 2-154
Reactivity:	Rat
Host:	Rabbit
Clonality:	Polyclonal
Conjugate:	This SOD1 antibody is un-conjugated
Application:	Western Blotting (WB), Immunohistochemistry (IHC), Immunoprecipitation (IP), Immunocytochemistry (ICC)

Product Details

Purpose:	Polyclonal Antibody to Superoxide Dismutase 1 (SOD1)
Immunogen:	Recombinant Superoxide Dismutase 1 (SOD1) corresdonding to Ala2~Gln154 with N-terminal His Tag
Isotype:	IgG
Specificity:	The antibody is a rabbit polyclonal antibody raised against SOD1. It has been selected for its ability to recognize SOD1 in immunohistochemical staining and western blotting.
Cross-Reactivity:	Mouse
Purification:	Antigen-specific affinity chromatography followed by Protein A affinity chromatography

Copyright antibodies-online. All rights reserved.

Target Details

Target:	SOD1
Alternative Name:	Superoxide Dismutase 1 (SOD1 Products)
Background:	ALS, ALS1, IPOA, Superoxide Dismutase 1, Soluble, Amyotrophic Lateral Sclerosis 1,Adult, Superoxide dismutase [Cu-Zn]
Pathways:	Sensory Perception of Sound, Transition Metal Ion Homeostasis

Application Details

Application Notes:	Western blotting: 0.5-2 µg/mL Immunohistochemistry: 5-20 µg/mL Immunocytochemistry: 5-20 µg/mL Optimal working dilutions must be determined by end user.
Comment:	The thermal stability is described by the loss rate. The loss rate was determined by accelerated thermal degradation test, that is, incubate the protein at 37°C for 48h, and no obvious degradation and precipitation were observed. The loss rate is less than 5% within the expiration date under appropriate storage condition.
Restrictions:	For Research Use only

Handling

Format:	Liquid
Buffer:	PBS, pH 7.4, containing 0.02 % Sodium azide, 50 % glycerol.
Preservative:	Sodium azide
Precaution of Use:	This product contains Sodium azide: a POISONOUS AND HAZARDOUS SUBSTANCE which should be handled by trained staff only.
Storage:	4 °C,-20 °C
Storage Comment:	Store at 4°C for frequent use. Stored at -20°C in a manual defrost freezer for two year without detectable loss of activity. Avoid repeated freeze-thaw cycles.
Expiry Date:	24 months

Copyright antibodies-online. All rights reserved.

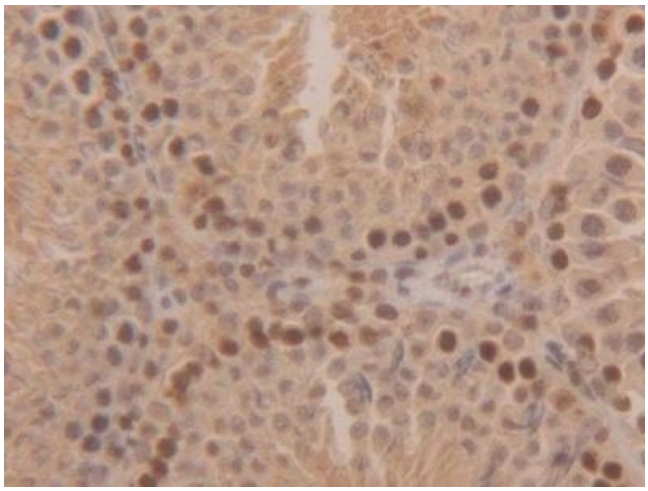

Immunohistochemistry

Image 1. Detection of SOD1 in Rat Testis Tissue using Polyclonal Antibody to Superoxide Dismutase 1 (SOD1)

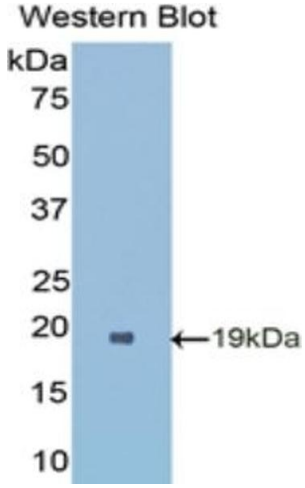

Western Blotting

Image 2. Detection of Recombinant SOD1, Rat using Polyclonal Antibody to Superoxide Dismutase 1 (SOD1)

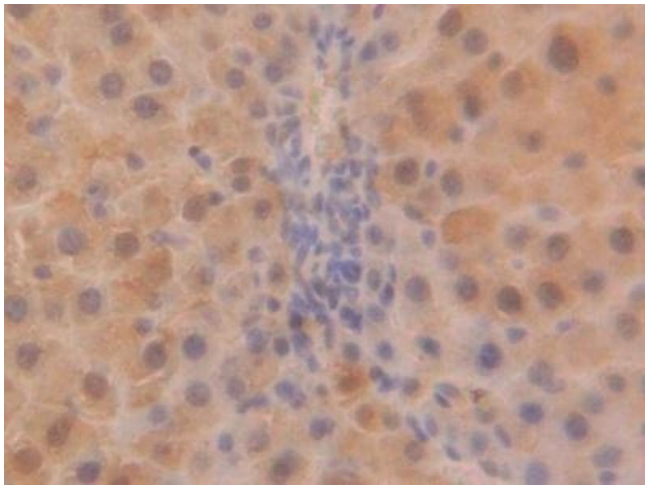

Immunohistochemistry

Image 3. Detection of SOD1 in Rat Liver Tissue using Polyclonal Antibody to Superoxide Dismutase 1 (SOD1)

Please check the product details page for more images. Overall 6 images are available for ABIN7429214.